

# STATE OF FLORIDA DEPARTMENT OF TRANSPORTATION

## CONTRACT PLANS

PLANS OF PROPOSED RENOVATIONS  
FINANCIAL PROJECT ID: 406709-1-52-10  
CONTRACT No.: TBD  
PALM BEACH COUNTY  
FLORIDA'S TURNPIKE ENTERPRISE  
INTERIOR RENOVATION AND ENCLOSURE TO  
BOCA TOLLS DATA CENTER BUILDING  
FOR CUSTOMER SERVICE AREA  
SR.91 - MP. 75

**THIS PROJECT PLANS SET INCLUDES:**

- ARCHITECTURE PLANS
- STRUCTURAL PLANS
- ELECTRICAL PLANS
- PLUMBING PLANS
- FIRE PROTECTION PLANS


**INDEX OF PLANS**

DWG. No.	SHEET DESCRIPTION
A-0.0	COVER SHEET
A-0.1	GENERAL NOTES, ABBREVIATIONS AND BASIS OF DESIGN
A-0.2	SITE PLAN - WORK LOCATION
A-0.3	OVERALL EXISTING/DEMOLITION FLOOR PLAN
A-0.4	EXISTING / DEMOLITION FLOOR PLAN 1,2,3 & 4
A-1.0	FLOOR PLAN - WORK AREA 1
A-1.1	DEMOLITION PLAN - WORK AREA 1
A-1.2	FLOOR PLANS - WORK AREA 2
A-1.3	FLOOR PLANS - WORK AREA 3
A-1.3b	TILE PLAN & ELEVATIONS - WORK AREA 3
A-1.4	EXISTING FLOOR PLAN - WORK AREA 4
A-1.5	EXISTING FLOOR PLAN - WORK AREA 5
A-1.6	EMERGENCY EXIT IMPROVEMENTS, PLANS AND ELEVATIONS - WORK AREA 6
A-1.6	EMERGENCY EXIT IMPROVEMENTS, PLANS - WORK AREA 6
A-2.0	EXISTING REFLECTED CEILING PLAN - WORK AREA 1
A-2.1	REFLECTED CEILING PLAN - WORK AREA 1
A-2.2	REFLECTED CEILING PLANS - WORK AREA 2
A-2.3	REFLECTED CEILING PLANS - WORK AREA 3
A-2.4	REFLECTED CEILING PLANS - WORK AREA 4
A-4.0	WALL TYPES
A-4.1	SERVICE CENTER COUNTER ELEVATIONS AND DETAILS
A-4.2	FINISH SCHEDULE AND DETAILS
A-5.0	STRUCTURAL GENERAL NOTES
S-101	FOUNDATION PLAN
S-102	STRUCTURAL PLAN AT SOUTH ENTRANCE
S-103	EAST ADA RAMP STRUCTURAL PLAN
S-104	WEST ADA RAMP STRUCTURAL PLAN
S-201	SECTION AND DETAILS
S-202	SECTION AND DETAILS
M-001	MECHANICAL GENERAL NOTES AND LEGEND
M-002	GENERAL HVAC NOTES
M-003	CONSTRUCTION NOTES
M-004	CONSTRUCTION NOTES
M-101	HVAC PLAN
M-501	HVAC DETAILS
M-502	HVAC DETAILS
M-601	HVAC SCHEDULES
P-001	PLUMBING GENERAL NOTES AND LEGEND
P-002	GENERAL PLUMBING NOTES
P-003	PLUMBING AND MATERIALS NOTES
P-004	SANITARY AND DOMESTIC WATER DEMOLITION PLAN
P-101	SANITARY AND DOMESTIC WATER PLAN AND ISOMETRICS
P-501	PLUMBING DETAILS
P-601	PLUMBING FIXTURE SCHEDULES
F-001	FIRE PROTECTION GENERAL NOTES AND DETAIL
F-002	FIRE PROTECTION PLAN
E-001	ELECTRICAL SYMBOL LEGEND AND ELECTRICAL GENERAL NOTES
ED-101	DEMOLITION POWER PLAN
ED-102	DEMOLITION LIGHTING PLAN
ED-103	DEMOLITION SYSTEM PLAN
E-101	POWER PLAN
E-102	SYSTEM PLAN
E-103	SYSTEM PLAN
E-601	PANEL BOARD SCHEDULE
E-602	LIGHTING FIXTURE AND WIRE SIZE SCHEDULES

IF THESE DOCUMENTS ARE BEING TRANSMITTED OR REVIEWED BY COMPUTER OR OTHER ELECTRONIC MEANS, EACH DOCUMENT MUST BE COMPARED TO THE ORIGINAL (HARD COPY) WITH CERTIFIED RAISED SEAL IN ORDER TO INSURE THE ACCURACY OF THE INFORMATION. MODIFICATIONS HAVE BEEN MADE TO THE DOCUMENT. NO RELIANCE SHOULD EVER BE MADE ON A DOCUMENT TRANSMITTED OR REVIEWED BY COMPUTER OR OTHER ELECTRONIC MEANS UNLESS IT IS FIRST COMPARED TO THE ORIGINAL.

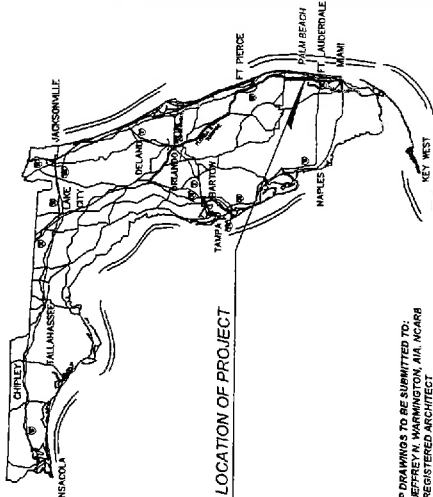
GOVERNING STANDARDS AND SPECIFICATIONS:  
FLORIDA BUILDING CODE, EXISTING BUILDING 2017 ED  
FLORIDA MECHANICAL AND PLUMBING CODE - 2017 ED  
ADAAG - 2010 ED  
NFPA - 70, 2010 ED

NOT TO SCALE



SEPTEMBER 2018

FTE PROJECT MANAGER: TBD  
SEC. PROJECT MANAGER: TBD



SHOP DRAWINGS TO BE SUBMITTED TO:  
JEFFREY N. WASHINGTON, AIA, AIAARB  
REGISTERED ARCHITECT  
FLORIDA TURNPIKE ENTERPRISE / ATIONS  
P.O. BOX 8183  
FORT LAUDERDALE, FLORIDA 33310  
PHONE: (784) 391-3820

PLANS PREPARED BY:  
ATYUN ARCHITECTS, INC.  
800 WATERFORD WAY,  
SUITE 700  
MIAMI, FLORIDA 33156  
COA No.: AA000723

JEFFREY N. WASHINGTON, P.A.  
REGISTERED ARCHITECT  
ARCHITECTURE

DOUGLAS A. RAMIREZ  
RES. No.: 70993  
STRUCTURE

REV	DATE	BY	DESCRIPTION

PELAYO, J. CALANTE  
REGISTERED ARCHITECT  
MECH./PLUMBING

FISCAL YEAR	SHEET No.
17	A-0.0

ATTACHMENT 'A'

**GENERAL NOTES:**

- PROJECT NAME - BOCA DATA CENTER INTERIOR RENOVATION AND NEW ENCLOSURE - SR-01 AT MP, 75
- ALL WORK TO CONFORM TO THE LATEST EDITION OF THE FLORIDA BUILDING CODE AND OTHER CODES HAVING JURISDICTION, INCLUDING REVISIONS AND SUPPLEMENTS TO SUCH CODES, WHETHER REFERRED TO IN THE CONSTRUCTION DOCUMENTS OR NOT.
- GENERAL CONTRACTOR TO BE RESPONSIBLE FOR VERIFYING ALL EXISTING CONDITIONS. ANY DISCREPANCIES WITH THE EXISTING CONDITIONS SHALL BE REPORTED TO THE ARCHITECT/ENGINEER'S ATTENTION PRIOR TO CONSTRUCTION.
- PRIOR TO SUBMITTING A BID, IT IS THE RESPONSIBILITY OF THE CONTRACTOR(S) TO FAMILIARIZE HIMSELF WITH ALL AVAILABLE, SAFETY PRECAUTIONS REQUIRED, AND ALL OTHER CONDITIONS AFFECTING THE PROJECT BID. AN INCREASE IN PROJECT COST WILL BE ALLOWED FOR FAILURE OF THE CONTRACTOR TO FAMILIARIZE HIMSELF WITH EXISTING CONDITIONS.
- GENERAL CONTRACTOR TO GUARANTEE AND WARRANT ALL WORK PERFORMED TO BE FREE FROM DEFECTS IN MATERIALS AND WORKMANSHIP FOR A PERIOD OF 12 MONTHS FROM THE DATE OF COMPLETION OF THE WORK. ANY DEFECTS OR DAMAGE DISCOVERED DURING SAID PERIOD WILL BE REPAIRED OR REPLACED AS DIRECTED IN WRITING BY THE ENGINEER WITH NO COST TO THE FLORIDA TURNPIKE ENTERPRISE (FTE) OR THE ENGINEER.
- CONTRACTOR TO INCLUDE IN HIS BID ALL COSTS ASSOCIATED WITH MATERIAL HANDLING, STORAGE AND DELIVERY.
- CONTRACTOR TO FURNISH AND INSTALL ALL ITEMS NECESSARY FOR A COMPLETE INSTALLATION.
- DO NOT SCALE DRAWINGS TO OBTAIN DIMENSIONS. ANY DIMENSIONS NOT INDICATED ON DRAWINGS TO BE CONFIRMED WITH ARCHITECT/ENGINEER PRIOR TO CONSTRUCTION.
- NO WORK TO BE PERFORMED OUTSIDE THE PROJECT LIMITS (EXCEPT IF SPECIFICALLY NOTED OTHERWISE) WITHOUT PRIOR WRITTEN APPROVAL FROM THE FLORIDA TURNPIKE ENTERPRISE (FTE) AND ENGINEER.
- CONTRACTOR TO CLEAN AND PROTECT ALL AFFECTED PROJECT AREAS.
- GENERAL CONTRACTOR TO BE RESPONSIBLE FOR COORDINATING THE WORK OF ALL TRADES.
- ALL MATERIALS TO BE NEW, OF QUALITY SPECIFIED, DELIVERED IN A TIMELY FASHION AND OF AMPLE QUANTITY TO PREVENT DELAY OF WORK.
- NOT USED.
- CONTRACTOR TO COORDINATE WITH THE FLORIDA TURNPIKE ENTERPRISE (FTE) FOR NECESSARY SECURITY CLEARANCES AND ANY OTHER RESTRICTIONS AFFECTING WORK.
- CONTRACTOR TO COORDINATE WITH THE FLORIDA TURNPIKE ENTERPRISE (FTE) FOR ACCESS TO PROJECT SITE AND FOR DESIGNATED STAGING AREA.
- GENERAL CONTRACTOR TO INSTALL ALL MATERIALS ACCORDING TO MANUFACTURER'S RECOMMENDED SPECIFICATIONS. PRIOR TO INSTALLATION, THE GENERAL CONTRACTOR TO SUBMIT IN WRITING TO THE ARCHITECT/ENGINEER ANY MATERIAL WHICH CANNOT BE INSTALLED DUE TO UNDESIRABLE CONDITIONS.
- GENERAL CONTRACTOR TO ASSEMBLE ALL REQUIRED GUARANTEES, WARRANTIES AND MAINTENANCE CONTRACTS TO BE SUBMITTED TO THE ARCHITECT/ENGINEER FOR REVIEW AND APPROVAL PRIOR TO CONSTRUCTION. THE GENERAL CONTRACTOR TO SUBMIT THE ABOVE INFORMATION IN BOOK FORM TO THE FLORIDA TURNPIKE ENTERPRISE (FTE).
- GENERAL CONTRACTOR SHALL SUBMIT TO FTE COMPLETE LEGIBLE AS-BUILT DOCUMENTS AT THE END OF CONSTRUCTION.
- THE BOCA DATA CENTER BUILDING SHALL REMAIN OPERATIONAL DURING CONSTRUCTION AND ITS USE MUST NOT BE IMPACTED FOR THE DURATION OF CONSTRUCTION.
- THE WORK AREA SHALL BE KEPT CLEAN.
- PRIOR TO COMMENCING THE WORK CONTRACTOR MUST PROVIDE 48 HOURS NOTICE TO TOLL DATA CENTER OPERATIONS AND THE DEPARTMENT.
- ALL REFERENCES TO THE DEPARTMENT IS INTENDED TO MEAN FLORIDA'S TURNPIKE ENTERPRISE.
- THE CONTRACTOR WILL BE RESPONSIBLE FOR ALL PERMITS, REVIEW AND PERMIT FEES.
- ALL WORK SHALL BE PERFORMED BY A LICENSED PROFESSIONAL IN A FIRST CLASS MANNER AND SHALL BE COMPLETED AND FULLY OPERATIVE TO THE ACCEPTANCE OF THE DEPARTMENT.
- WORK SHALL CONSIST OF ALL MATERIALS, LABOR, EQUIPMENT, FEES, AND ASSOCIATED COST TO PERFORM THE CONSTRUCTION OF A NEW OPEN STRUCTURE. THE WORK SHALL INCLUDE BUT IS NOT LIMITED TO MOBILIZATION, ELEVATION SURVEILLANCE AND STAKEOUT, STRUCTURAL, MECHANICAL, ELECTRICAL AND OTHER WORKS AS INDICATED OR IMPLIED ON THE DRAWINGS AND NOTES.
- THE CONTRACTOR SHALL PROTECT EXTERIOR/INTERIOR FINISHES ALONG THE HAULING ROUTE FOR THE DURATION OF THE PROJECT. THE CONTRACTOR SHALL BE RESPONSIBLE FOR THE PROTECTION OF EXISTING UTILITIES TO BE MAINTAINED OR REPLACED TO MATCH AND BLEND WITH EXISTING BY THE CONTRACTOR AT HIS COST TO THE DEPARTMENT.
- FOR SECURITY PURPOSES THE CONTRACTORS, SUBCONTRACTORS AND THEIR WORK CREWS MUST SIGN-IN AND SIGN-OUT AND WILL NOT BE ALLOWED TO ACCESS ANY OTHER AREAS THAN THE WORK AREA.
- ALL WORKERS MUST BE PROPERLY ATTIRED. NO ONE IN SHORTS WILL BE ALLOWED TO WORK ON THE SITE. ALL WORKERS MUST WEAR AN ID, CARD OR BADGE WITH PERSONAL NAME AND COMPANY NAME PROMINENTLY PRINTED OR CLIPPED TO CLOTHING.

PROJECT RENOVATION PLANS  
ISSUE DATE: SEPTEMBER 2018

**BASIS OF DESIGN**

EXISTING BUILDING INTERIOR RENOVATION AND ENCLOSURE

WORK AREA 1:  
RENOVATION OF EXISTING OFFICE SPACE TO PROVIDE NEW FAMILY RECEPTION, PROVIDE NEW ENCLOSURE SPACE FOR STORAGE OF VESTIBULAR, AND NEW 9' HEIGHT STORAGE FOR VESTIBULAR.

THE CUSTOMER SERVICE AREA MUST BE REDESIGNED FROM EXISTING BUILDING REGARDING AIR CONDITIONING, INCLUDING ADA COMPLIANCE WITH LEVEL THREE RECEPTION AREA. RECONFIGURE TO ACCEPT ONE OPEN OFFICE SPACE, MINOR RECONFIGURATION OF EXISTING CEILING GRID, PROVIDE LEVEL 3 PROTECTION ALTY. ENTRANCE.

WORK AREA 2:  
NEW FAMILY RECEPTION, NEW FAMILY RECEPTION AND EXISTING BUILDING BETWEEN NEW FAMILY RECEPTION AND EXISTING BUILDING BOTTOM OF DECK.

WORK AREA 3:  
EXISTING OFFICE SPACE TO BE RECONFIGURE TO ACCEPT RECORDED TRAINING ROOM.

EXISTING BLDG. RENOVATION AREA: 2,240 SF  
NEW ENCLOSED A/C AREA: 112 SF

**CODE ANALYSIS**

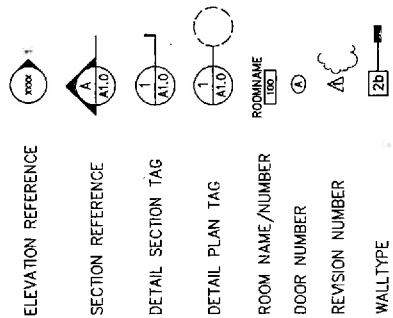
EXISTING BUILDING CODE - EXISTING BUILDINGS, 2017 EDITION

- CHAPTER 4 CLASSIFICATION OF WORK
- CHAPTER 7 ALTERATIONS - LEVEL 2
- FLORIDA BUILDING CODE - 2017 EDITION W/ SUPPLEMENTS
- FLORIDA FIRE PROTECTION CODE - NFPA 101
- CHAPTER 29 EXISTING BUILDING OCCUPANCIES
- 2013 IBC STANDARDS
- FLORIDA MECHANICAL CODE
- FLORIDA PLUMBING CODE
- NATIONAL ELECTRIC CODE

OCCUPANCY GROUP: EXISTING CMU OFFICE BUILDING TO REMAIN GROUP "B"

CONSTRUCTION TYPE: TYPE I-B

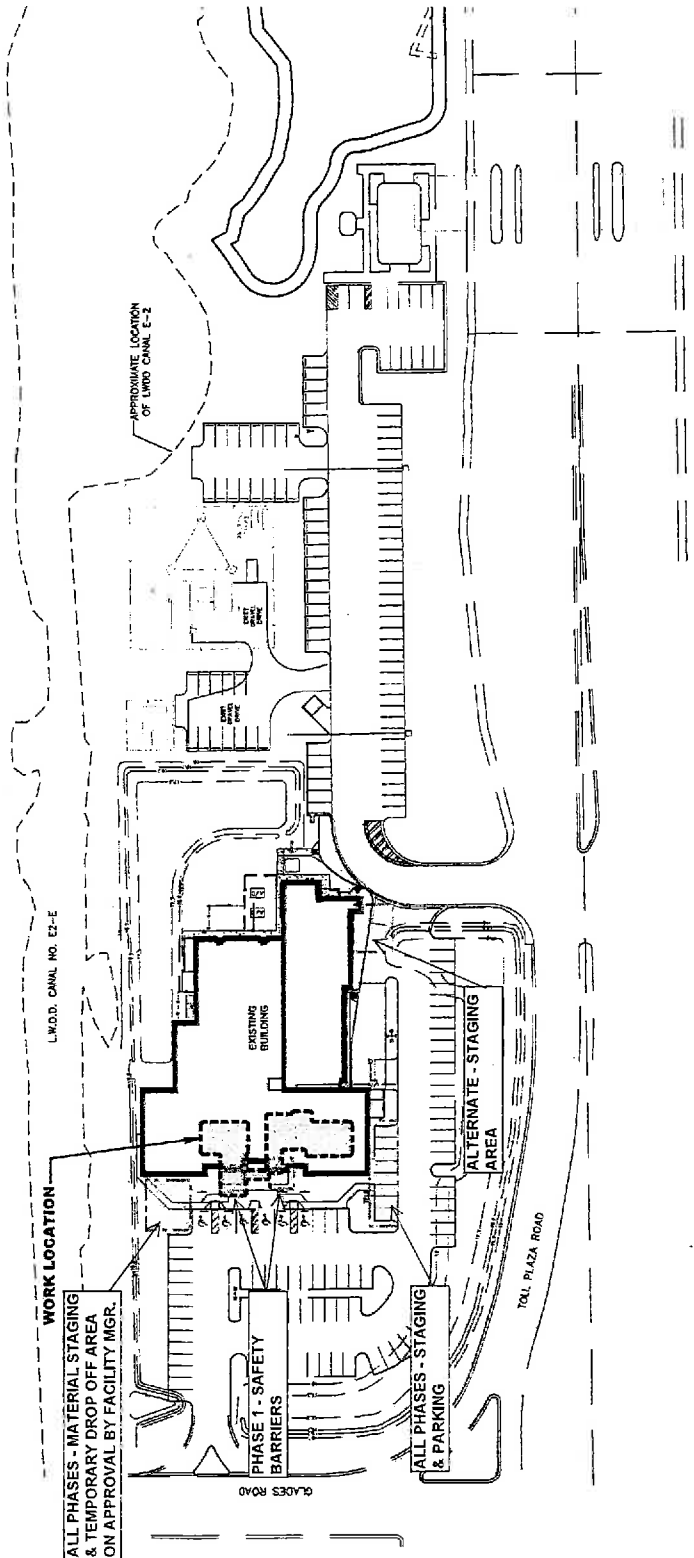
**REFERENCE SYMBOLS:**



ATKINS NORTH AMERICA, INC. 500 Whitford Way Suite 700 305.532.2275 FPRP Certificate of Authorization No.: 24 JEFFREY N. WARRINGTON, R.A. No. 13828		STATE OF FLORIDA DEPARTMENT OF TRANSPORTATION		INTERIOR RENOVATION & ENCLOSURE AT SR91 MP 75 - BOCA TOLLS DATA CENTER	
ROAD NO. S.R. 91	COUNTY PALM BEACH COUNTY	PROJ. NO. 406705-1-52-10	PROJ. TITLE GENERAL NOTES, ABBREVIATIONS AND BASIS OF DESIGN	DRAWING NO. REC. No.: 1232	SHEET NO. A-0.1
JEFFREY N. WARRINGTON, R.A.					

ATTACHMENT 'A'

PROJECT RENOVATION PLANS  
ISSUE DATE: SEPTEMBER 2018



**SITE PLAN**  
SCALE: 1/8" = 1'-0"

PROJECT CONSTRUCTION  
- STAGING AND PHASING -  
LAYOUT 11-07-18

DATE	BY	DESCRIPTION	REVISIONS	DATE	BY

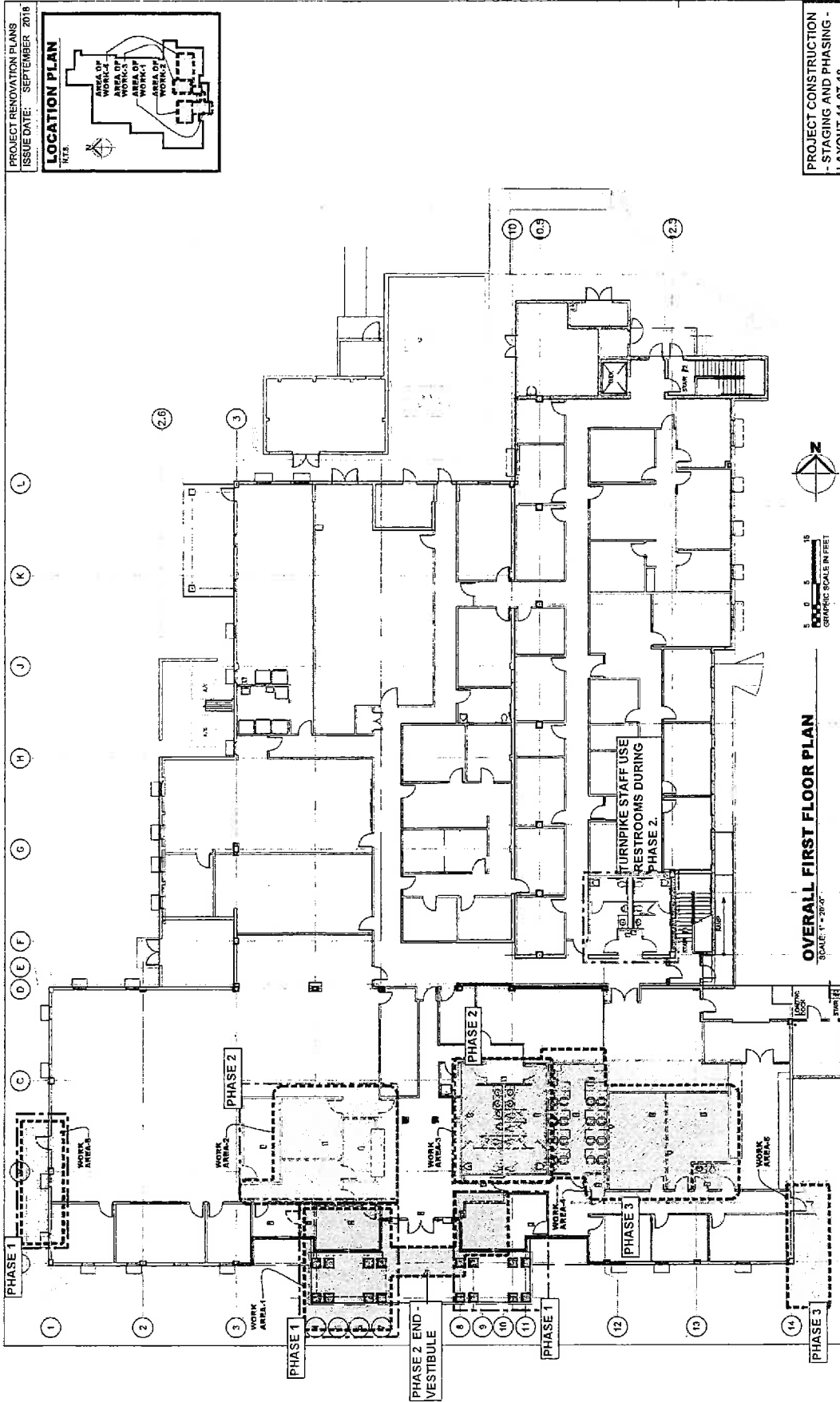
STATE OF FLORIDA DEPARTMENT OF TRANSPORTATION	INTERIOR RENOVATION & ENCLOSURE AT SR91 MP 7.8 - BOCA TOLLS DATA CENTER
ROAD NO. S.R. 91	PROJECT NO. 408709-1-52-10
COUNTY PALM BEACH COUNTY	<b>SITE PLAN</b> <b>WORK LOCATION</b>
DRAWING NO. A-0.2	

<b>ATKINS NORTH AMERICA, INC.</b> 1000 North Loop West Suite 1700 Miami, Florida 33128 FBP# Certificate of Authorization No. 24 JEFFREY H. WARMINGTON, P.E., No. 119929	
----------------------------------------------------------------------------------------------------------------------------------------------------------------------------------------	--

C:\Users\kdelgado\OneDrive - Florida Department of Transportation\Projects\SR91\MP7.8-Boca\GIS\CAD\DWG\MP7.8\_A-02\_Stage.dwg

ATTACHMENT "A"



**OVERALL FIRST FLOOR PLAN**

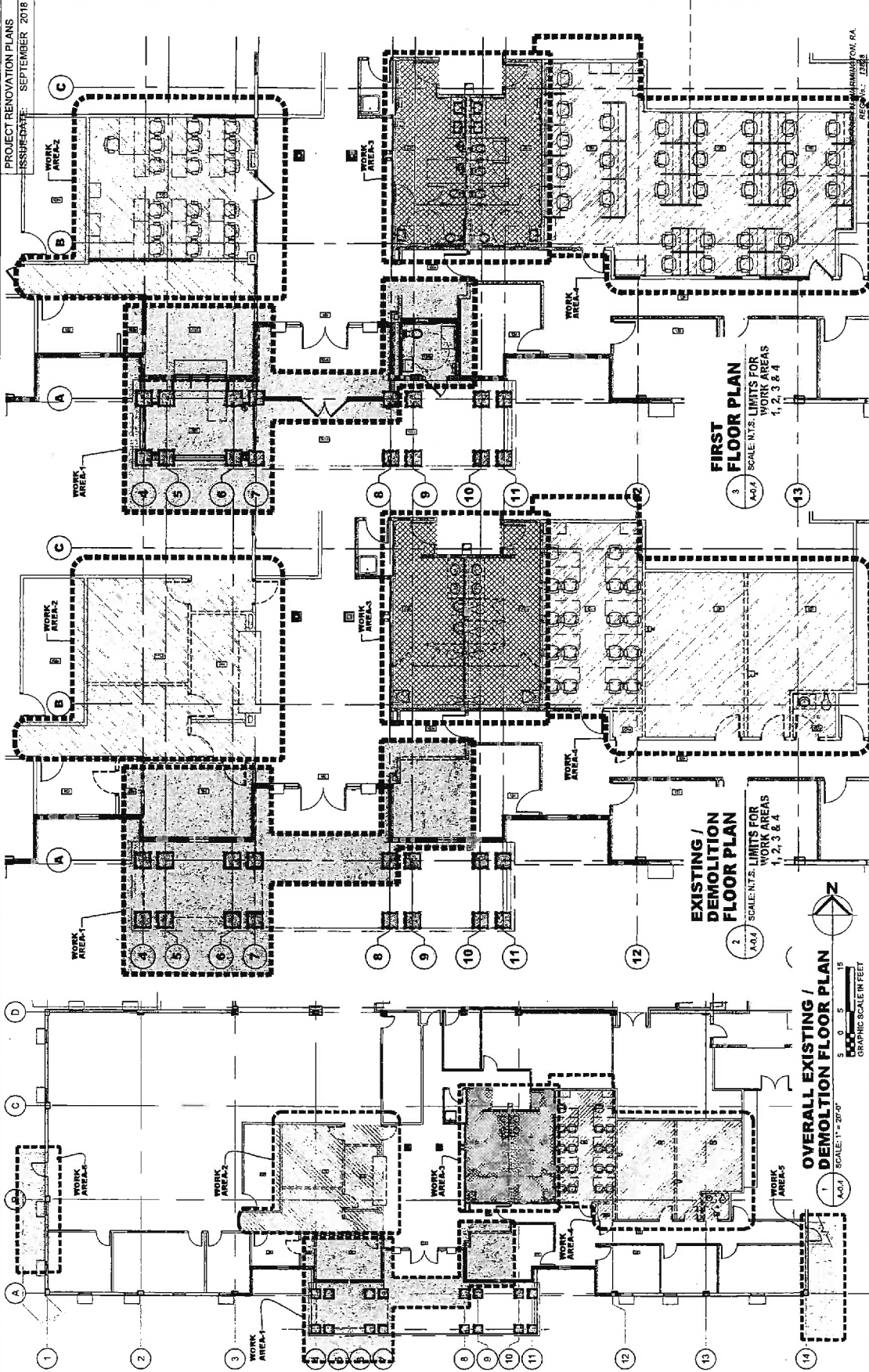
SCALE: 1" = 20'-0"



PROJECT CONSTRUCTION  
- STAGING AND PHASING -  
LAYOUT 11-07-18

DATE	BY	DESCRIPTION	REVISIONS	DATE	BY	DESCRIPTION
ATKINS NORTH AMERICA, INC. 801 WINDYWAY SUITE 700 3705 S.W. 27TH MIAMI, FL 33156 FPRP Certificate of Authorization No.: 24 JEFFREY H. WASHINGTON, P.E. No. 13828			STATE OF FLORIDA DEPARTMENT OF TRANSPORTATION COUNTY: PALM BEACH COUNTY: PALM BEACH S.R. 91 PROJECT NO.: 406709-1-52-10 FUNDAL PROJECT ID: 406709-1-52-10			
INTERIOR RENOVATION & ENCLOSURE AT SR91 I-75 BOCA TOLLS DATA CENTER			OVERALL FLOOR PLAN			
PROJECT CONSTRUCTION - STAGING AND PHASING - LAYOUT 11-07-18			SHEET NO.: A-0.3			

ATTACHMENT 'A'



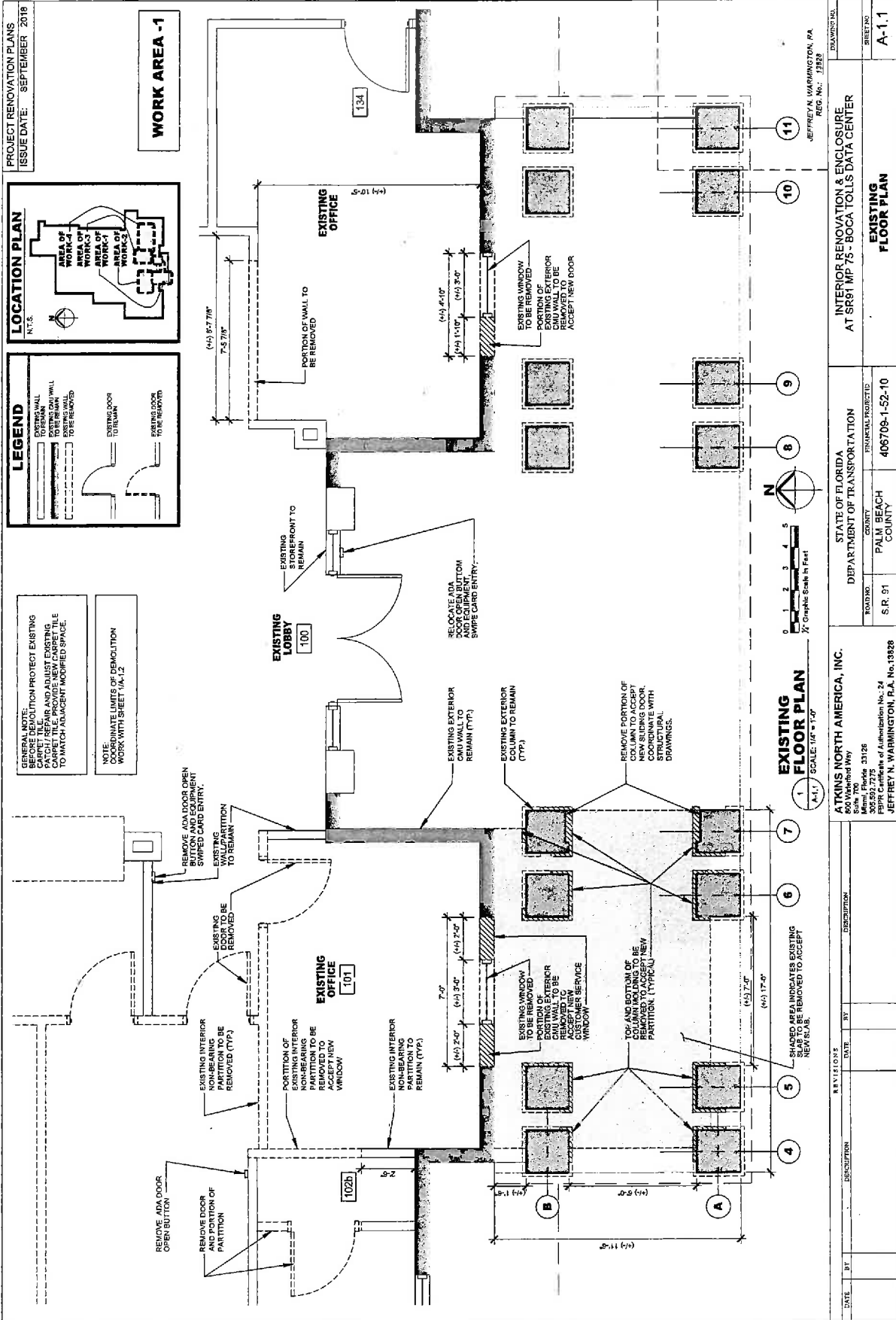
DATE	BY	DESCRIPTION	REVISION	DATE	BY	DESCRIPTION

ATKINS NORTH AMERICA, INC.		STATE OF FLORIDA	
1000 North West Miami, Florida 33128 FDR Certificate of Authorization No. 24 JEFFREY N. WARRINGTON, P.E. No. 13828		DEPARTMENT OF TRANSPORTATION	
ROAD NO. S.R. 91		FINANCIAL PROJECT ID 408708-1-52-10	
PALM BEACH COUNTY		INTERIOR RENOVATION & ENCLOSURE AT SR91 MP 75 - BOCCA TOLLS DATA CENTER	
		DRAWING NO. 2288	
		SHEET NO. A-0.4	

PROJECT RENOVATION PLANS  
ISSUE DATE: SEPTEMBER 2018  
C:\Users\k4ed4d40na\OneDrive - Florida Department of Transportation\TP\Projects\SR91\MP75-BOCCA\CAD\Drawings\MP75\_A-10\_PP.dwg

ATTACHMENT 'A'



**PROJECT RENOVATION PLANS**  
**ISSUE DATE: SEPTEMBER 2018**

**LOCATION PLAN**  
 N.T.S.  
 AREA OF EXISTING CHU WALL TO BE REMOVED  
 AREA OF NEW CHU WALL TO BE ACCEPTED  
 AREA OF EXISTING CHU WALL TO BE REMOVED  
 AREA OF NEW CHU WALL TO BE ACCEPTED

**LEGEND**  
 EXISTING WALL  
 EXISTING CHU WALL TO BE REMOVED  
 EXISTING CHU WALL TO BE ACCEPTED  
 EXISTING WINDOW  
 EXISTING DOOR TO BE REMOVED  
 EXISTING DOOR TO BE ACCEPTED  
 EXISTING WINDOW TO BE REMOVED  
 EXISTING WINDOW TO BE ACCEPTED  
 EXISTING CHU WALL TO BE REMOVED  
 EXISTING CHU WALL TO BE ACCEPTED

**GENERAL NOTE:** DEMOLITION PROTECT EXISTING CARPET TILE. COORDINATE WITH SHEET 1A-12 TO MATCH ADJACENT MODIFIED SPACE.

**NOTE:** COORDINATE LIMITS OF DEMOLITION WORK WITH SHEET 1A-12



**EXISTING FLOOR PLAN**  
 SCALE: 1/8" = 1'-0"

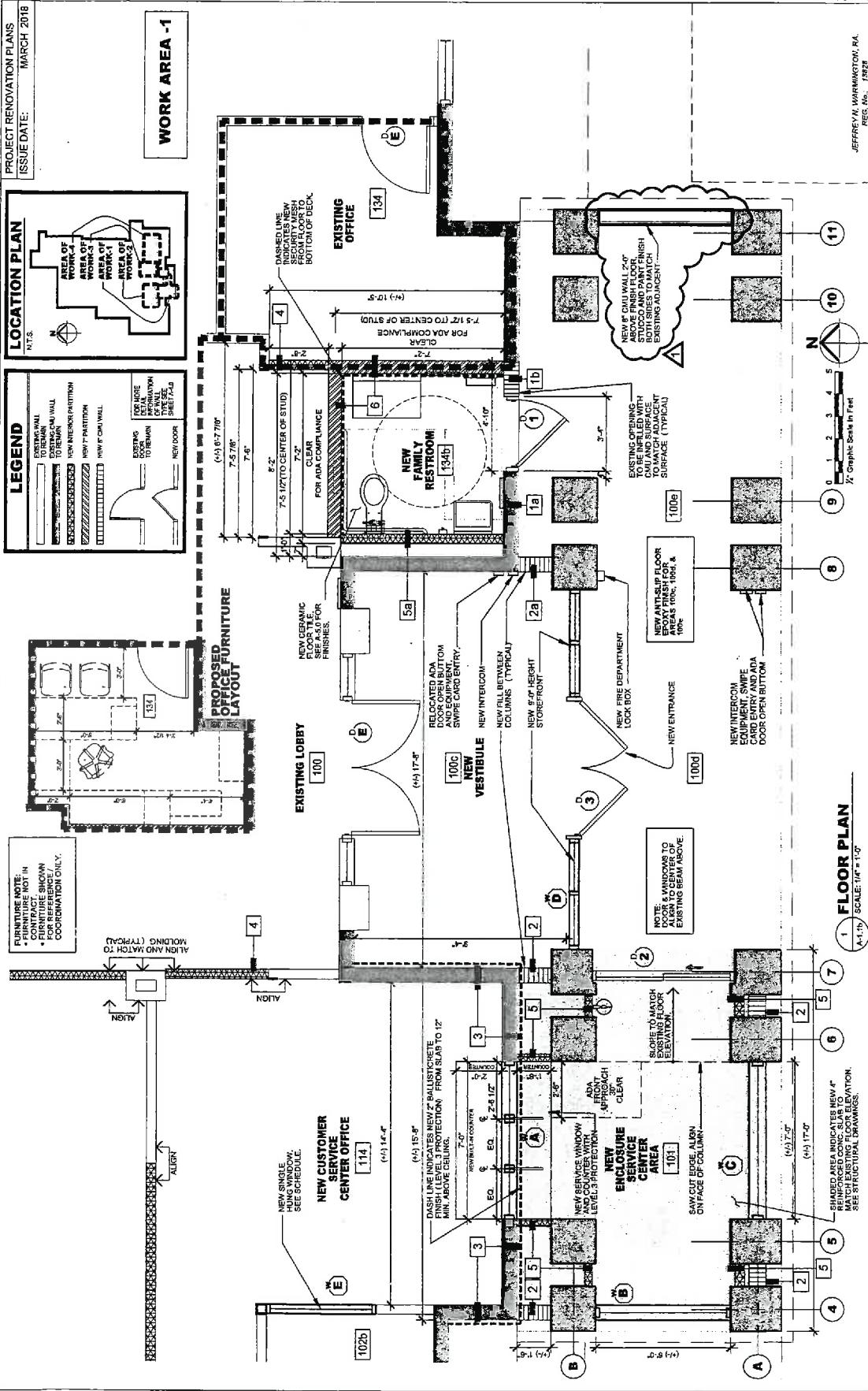
DATE	BY	DESCRIPTION	REVISIONS

**ATKINS NORTH AMERICA, INC.**  
 600 Waterford Way  
 Suite 700  
 Palm Beach, FL 33480  
 P.F.P.R. Certificate of Authorization No. 24  
 JEFFREY N. WARMINGTON, R.A. No. 19328

STATE OF FLORIDA  
 DEPARTMENT OF TRANSPORTATION  
 COUNTY: PALM BEACH COUNTY  
 FINANCIAL PROJECT ID: 406709-1-52-10  
 S.R. 91

INTERIOR RENOVATION & ENCLOSURE  
 AT SR91 MP 75 - BOCA TOLLS DATA CENTER  
**EXISTING FLOOR PLAN**  
 SHEET NO: A-1.1  
 DRAWING NO: JEFFREY N. WARMINGTON, R.A. REG. NO.: 13952

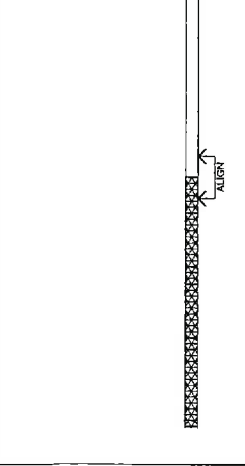
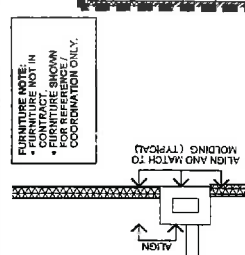
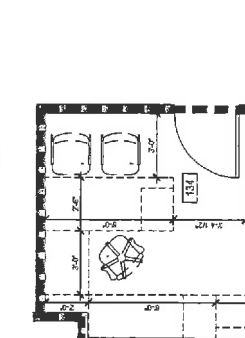
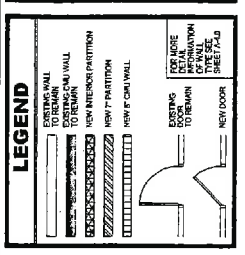
ATTACHMENT 'A'



**PROJECT RENOVATION PLANS**  
 ISSUE DATE: MARCH 2018

**LOCATION PLAN**  
 ATLS  
 AREA OF WORK-1  
 AREA OF WORK-2  
 AREA OF WORK-3  
 AREA OF WORK-4

**LEGEND**  
 EXISTING WALL TO REMAIN  
 NEW INTERCOM PARTITION  
 NEW 7" PARTITION  
 NEW 8" CALL WALL  
 EXISTING PARTITION TO REMAIN  
 NEW DOOR  
 FOR MORE INFORMATION CONTACT THE ARCHITECT SEE SHEET 74.0



**FLOOR PLAN**  
 SCALE: 1/4" = 1'-0"

STATE OF FLORIDA  
 DEPARTMENT OF TRANSPORTATION  
 COUNTY: PALM BEACH COUNTY  
 ROAD NO.: S.R. 91  
 PROJECT NO.: XXXXXX-1-92-10

ATKINS NORTH AMERICA, INC.  
 800 Wainford Way  
 Suite 700  
 Palm Beach Gardens, FL 33428  
 561-992-7375  
 FBPR Certificate of Authorization No. 24  
 JEFFREY N. WARRINGTON, R.A., No. 13928

INTERIOR RENOVATION & ENCLOSURE  
 AT SR91 MP 75 - BOCA TOLLS DATA CENTER  
 FLOOR PLAN  
 WORK AREA - 1

JEFFREY N. WARRINGTON, R.A.  
 REG. NO. 13928

DRAWING NO.  
 SHEET NO.  
 A-1.1b

DATE	BY	DESCRIPTION	REVISIONS	DATE	BY	DESCRIPTION
11/16/18	JW/DA	ADD APPROXIMATE 1' DEPARTMENTS REQUIREMENT	A			

REVISIONS



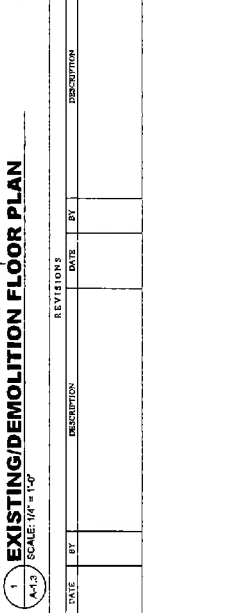

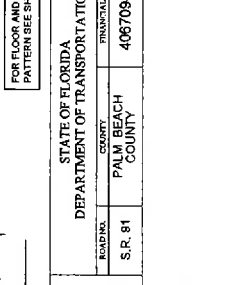
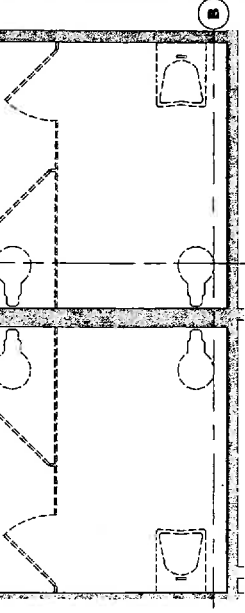
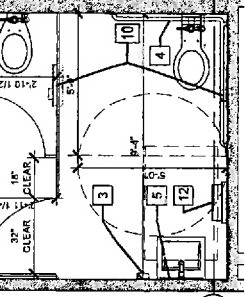
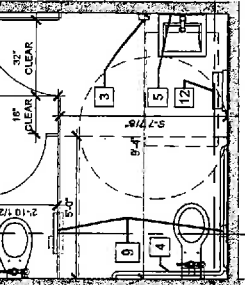
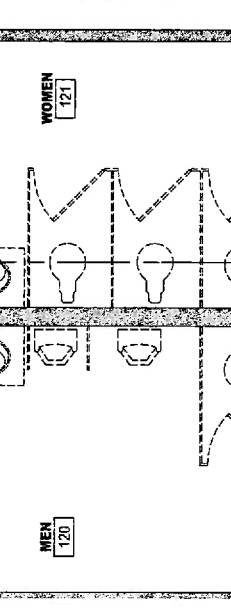
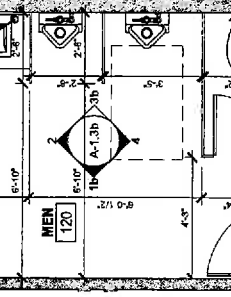
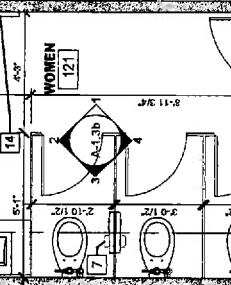
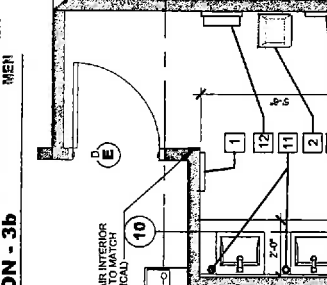
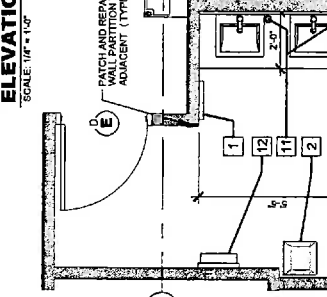
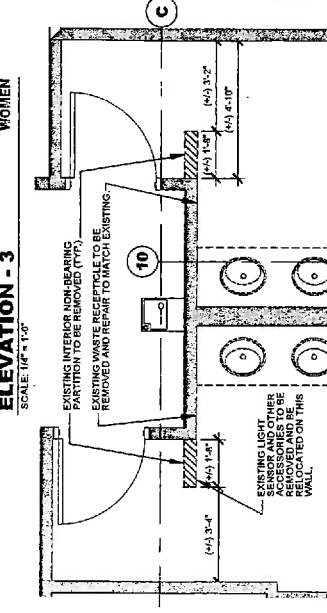
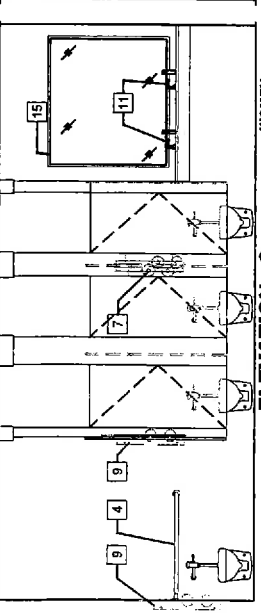
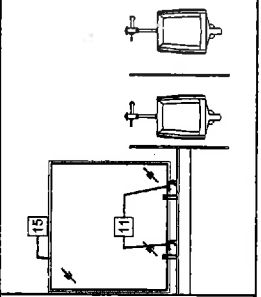
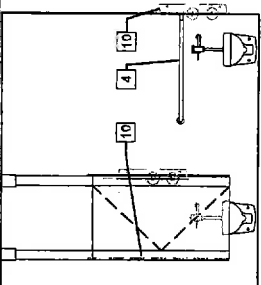
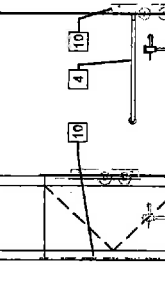


ATTACHMENT 'A'

PROJECT RENOVATION PLANS  
 ISSUE DATE: SEPTEMBER 2018

**GENERAL NOTE:**  
 CONTRACTOR TO FIELD VERIFY ALL DIMENSION PRIOR TO ANY DEMOLITION / RECONSTRUCTION. CONTACT DESIGNER OR RECORD IN THE EVENT OF CONFLICT.

**DEMOLITION NOTE:**  
 REMOVE ALL EXISTING TOILET PARTITIONS, TOILET FIXTURES, PLUMBING FIXTURES, ACCESSORIES, COUNTERTOPS AND WALL / FLOOR TILES.



DATE	BY	DESCRIPTION

ATKINS NORTH AMERICA, INC.  
 600 Waterford Way  
 Suite 700  
 Palm Beach, FL 33426  
 561.992.7275  
 FBPR Certificate of Authorization No. 24  
 JEFFREY N. WARRINGTON, P.E. No. 19829

STATE OF FLORIDA  
 DEPARTMENT OF TRANSPORTATION  
 COUNTY: PALM BEACH COUNTY  
 ROADWAY: S.R. 81  
 FINANCIAL PROJECT ID: 406709-1-52-10

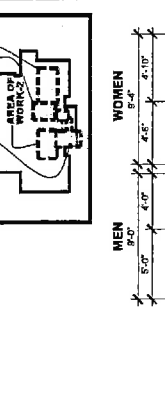
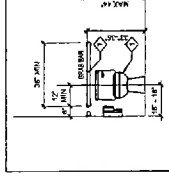
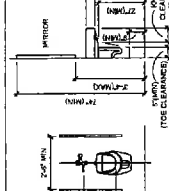
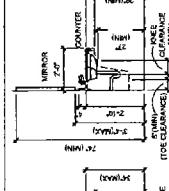
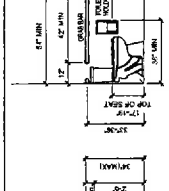
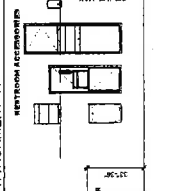
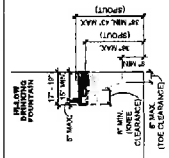
INTERIOR RENOVATION & ENCLOSURE  
 AT SR81 MP 75 - BOCA TULLS DATA CENTER  
 JEFFREY N. WARRINGTON, P.E.  
 REG. NO.: 12832

FLOOR PLANS  
 WORK AREA - 3  
 SHEET NO. A-1.3

C:\Users\Wnsd\OneDrive - Florida Department of Transportation\TP\K\Projects\SR91\MP75-Boca\CS\CAD\Work\MP75-A-10-F.dwg




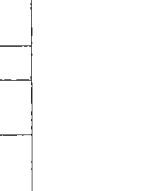

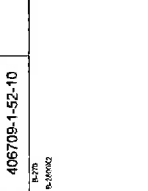

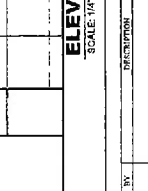
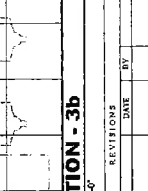
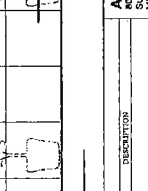

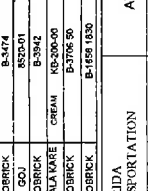

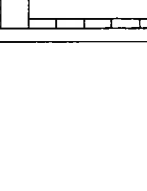
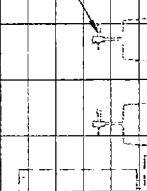
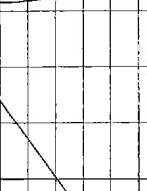
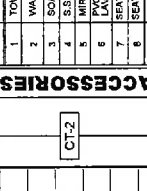


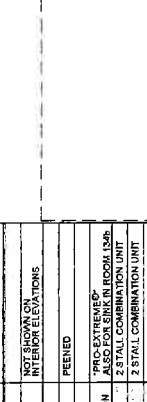
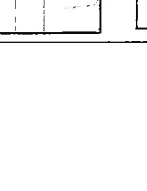
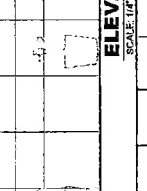
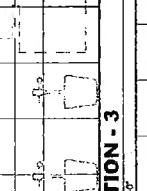
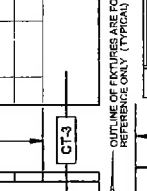
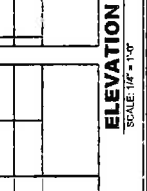
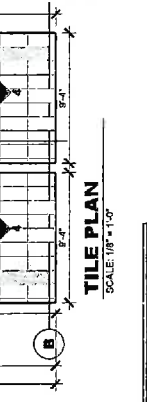
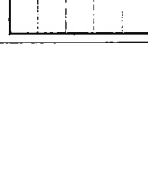
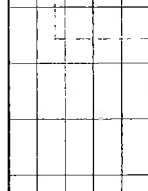
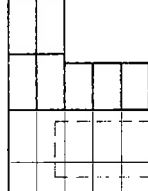
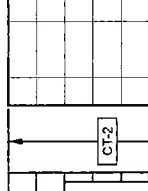
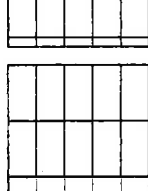
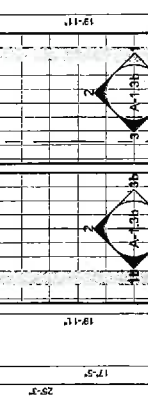

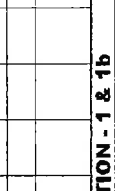
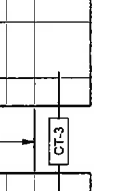

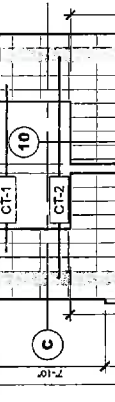
PROJECT RENOVATION PLANS  
 ISSUE DATE: SEPTEMBER 2018

**WORK AREA - 3**



**TOILET ACCESSORIES**

REF.	DESCRIPTION	MOUNTING SURFACE	MANUF.	MODEL	REMARKS
1	TOWEL DISPENSER	FREE STANDING SURFACE	BOBRICK	B-2821	NOT SHOWN ON INTERIOR ELEVATIONS
2	WASTE RECEPTACLE	SURFACE	BOBRICK	B-2320	
3	SOAP DISPENSER	SURFACE	BOBRICK	B-3111	
4	S.S. COAR BAR	SURFACE	BOBRICK	B-60720	
5	MIRROR WITH S. FRAME	SURFACE	BOBRICK	B-303 2404	
6	PVC WOLBED UNDER SINK LAVATORY COVER	N/A	SHUR-ITT	X4533 OR X4464	"PRO-EXTREME" ALSO FOR SINK IN ROOM 1346
7	SEAT COVER, T.T. DEP. SAN. IMP.	PARTITION	BOBRICK	B-307	2 STALL COMBINATION UNIT
8	SEAT COVER, T.T. DEP. SAN. IMP.	RECESSED	BOBRICK	B-3479	
9	SEAT COVER, T.T. DEP. SAN. IMP.	RECESSED	BOBRICK	B-3474	
10	SOAP DISPENSER	COUNTER	GOJ	RS2001	Counter Mounted Dispenser
11	PAPER TOWEL WASTER/Dispenser	RECESSED	BOBRICK	B-3942	
12	BABY CHANGING STATION	SURFACE	KOLA LARIE	MD-300-00	Installation per manufacturer specifications
13	MIRROR WITH S.S. FRAME	SURFACE	BOBRICK	B-3706 50	
14	MIRROR WITH S.S. FRAME	SURFACE	BOBRICK	B-1858 1830	



ATKINS NORTH AMERICA, INC.  
 10000 Woodloch Forest Way  
 Suite 700  
 Memphis, TN 38125  
 Phone: 901.591.3333  
 Fax: 901.591.3334  
 Project: 406709-1-52-10  
 Title: TILE PLAN & ELEVATIONS  
 Work Area - 3

STATE OF FLORIDA  
 DEPARTMENT OF TRANSPORTATION  
 FINANCIAL DISTRICT ID  
 COUNTY: PALM BEACH COUNTY  
 PROJECT NO: 406709-1-52-10  
 SHEET NO: A-1.3b

JEFFREY N. WARRINGTON, P.E.  
 REG. NO.: 13328

DATE: \_\_\_\_\_ BY: \_\_\_\_\_  
 DESCRIPTION: \_\_\_\_\_  
 REVISIONS: \_\_\_\_\_



ATTACHMENT 'A'

PROJECT RENOVATION PLANS  
 ISSUE DATE: SEPTEMBER 2018

**LEGEND**

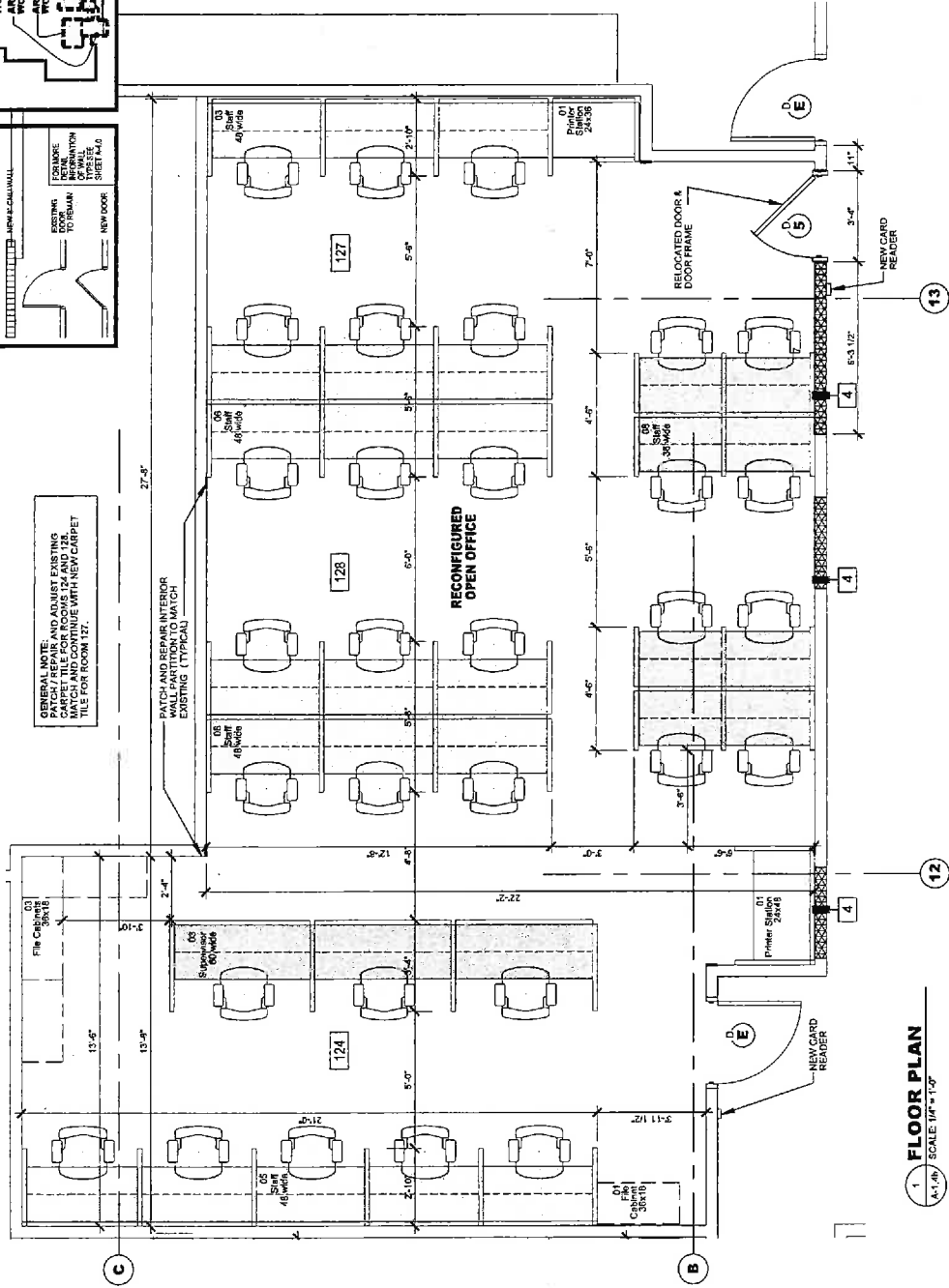
- EXISTING WALL
- EXISTING WALL TO REMAIN
- NEW PARTITION
- NEW 7" PARTITION
- NEW 1/2" GULLY WALL
- NEW DOOR
- NEW DOOR
- NEW DOOR
- NEW DOOR

**LOCATION PLAN**

AREA OF WORK - 1  
 AREA OF WORK - 2  
 AREA OF WORK - 3  
 AREA OF WORK - 4

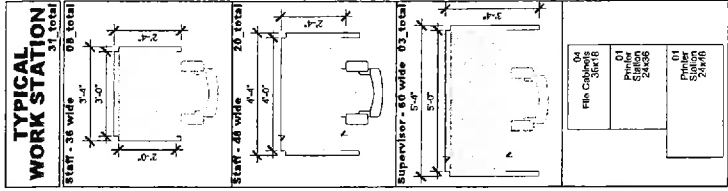
FURNITURE NOT IN CONTRACT  
 - FURNITURE SHOWN FOR REFERENCE /  
 - COORDINATION ONLY.

GENERAL NOTE:  
 PATCH / REPAIR AND ADJUST EXISTING  
 MATCHES AND CONTINUE WITH NEW CARPET  
 TILE FOR ROOM 127.



**FLOOR PLAN**  
 SCALE 1/4" = 1'-0"

**WORK AREA - 4**



JEFFREY N. WARMINGTON, P.A.  
 REG. NO. - 13228

DATE	BY	DESCRIPTION	REVISIONS

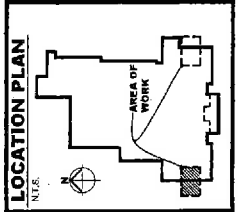
STATE OF FLORIDA DEPARTMENT OF TRANSPORTATION	INTERIOR RENOVATION & ENCLOSURE AT SR81 MP 75 - BOCA TOLLS DATA CENTER
RAISING S.R. 91	FINANCIAL PROJECT ID 406709-1-52-10
COUNTY PALM BEACH COUNTY	<b>FLOOR PLAN WORK AREA - 4</b>
DRAWING NO. A-1.4b	

ATKINS NORTH AMERICA, INC.  
 1000 North 10th Street  
 Suite 700  
 Miami, Florida 33128  
 FEPR Certificate of Authorization No. 24  
 JEFFREY N. WARMINGTON, P.A. No. 13228

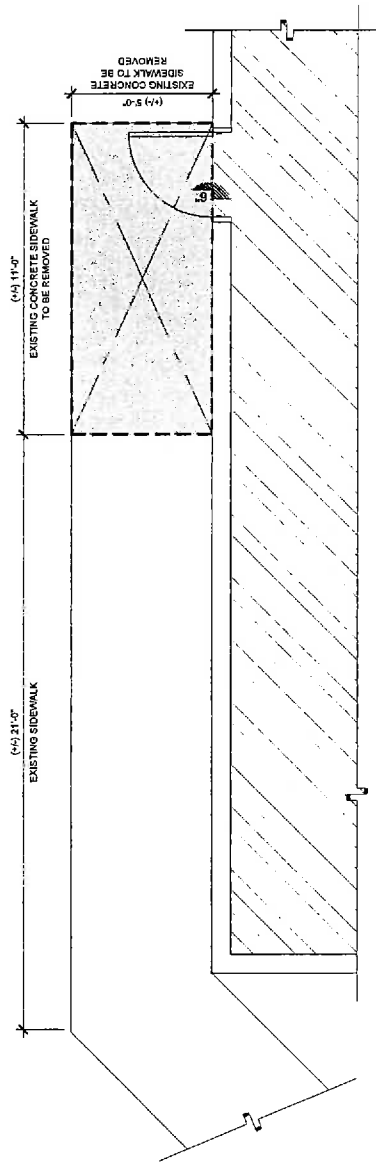


ATTACHMENT 'A'

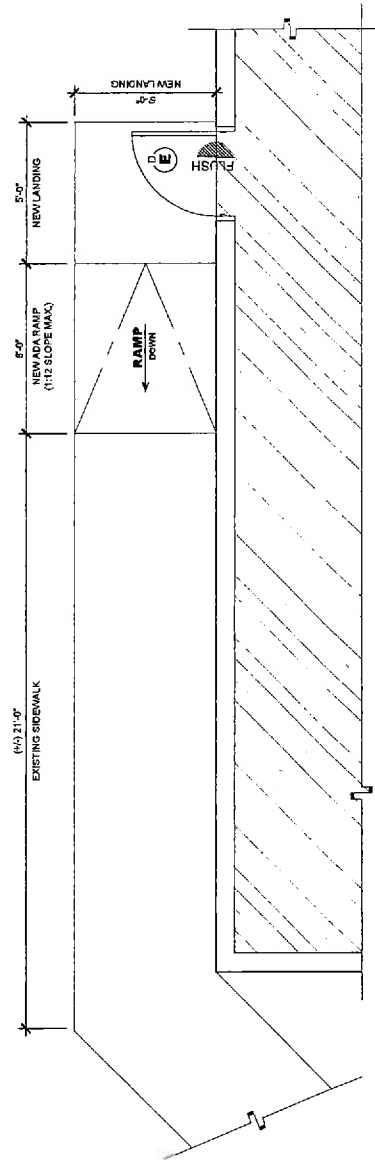
PROJECT RENOVATION PLANS  
 ISSUE DATE: SEPTEMBER 2018



**WORK AREA - 6  
 WEST EXIT**



**1 EXISTING / DEMOLITION  
 FLOOR PLAN**  
 SCALE: 1/4" = 1'-0"



**2 FLOOR PLAN**  
 SCALE: 1/4" = 1'-0"

JEFFREY N. WARRINGTON, R.A.  
 REG. NO.: 13332

DATE	BY	DESCRIPTION	REVISIONS

ATKINS NORTH AMERICA, INC. 800 Waterford Way Suite 700 Palm Beach, FL 33428 561.833.7275 FBPR Certificate of Authorization No. 24 JEFFREY N. WARRINGTON, R.A. No. 13332	STATE OF FLORIDA DEPARTMENT OF TRANSPORTATION ROAD NO. S.R. 91 COUNTY PALM BEACH FINANCIAL PROJECT ID 406709-1-52-10	INTERIOR RENOVATION & ENCLOSURE AT SR81 MP 75 - BOCA TOLLS DATA CENTER EMERGENCY EXIT IMPROVEMENTS DRAWING NO. A-1.6 SHEET NO. A-1.6
-------------------------------------------------------------------------------------------------------------------------------------------------------------------------------------------	----------------------------------------------------------------------------------------------------------------------------------	--------------------------------------------------------------------------------------------------------------------------------------------------

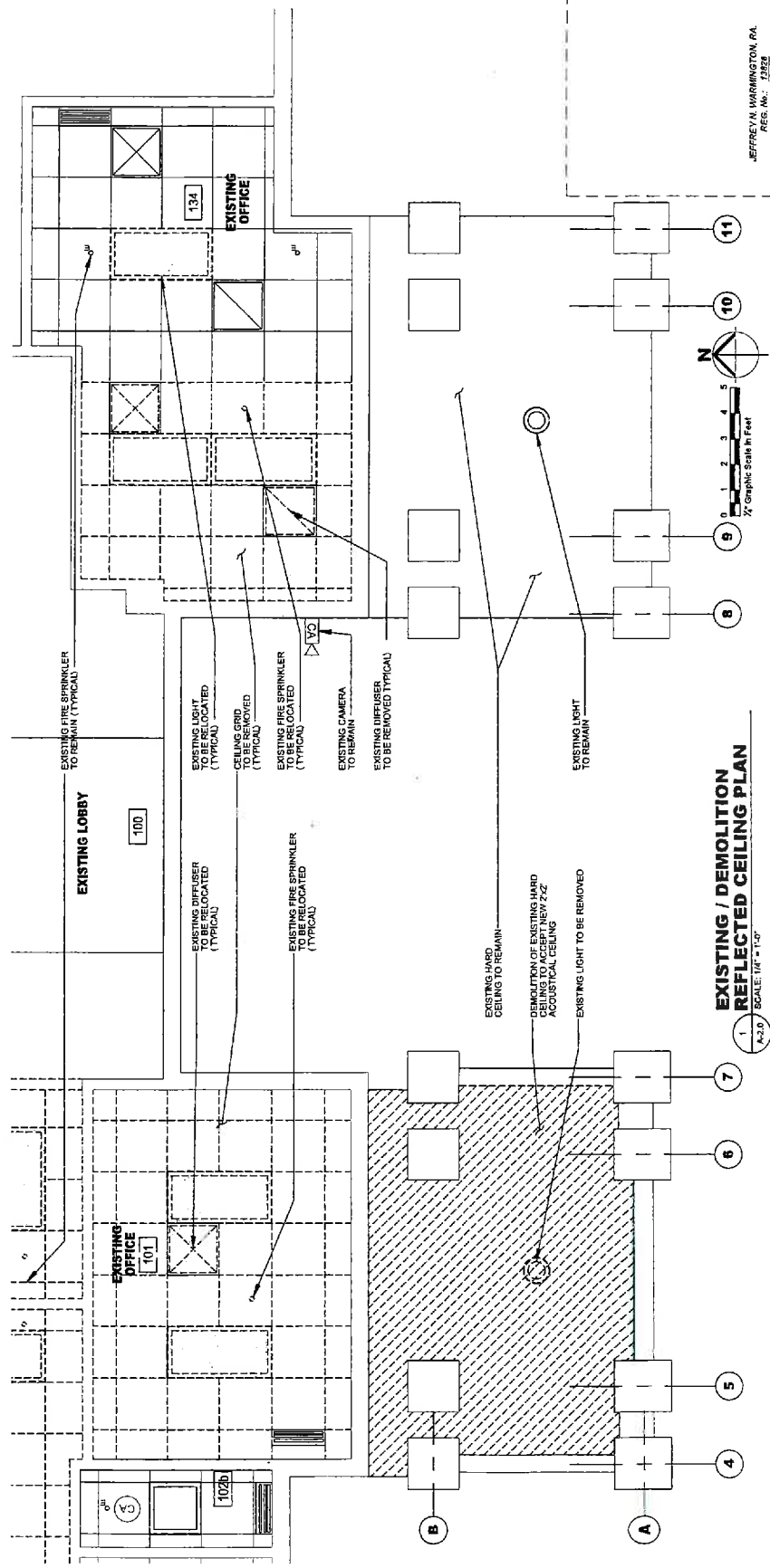
PROJECT RENOVATION PLANS  
 ISSUE DATE: SEPTEMBER, 2018

**LEGEND**

- EXISTING RETURN/FILTER TO BE RELOCATED
- EXISTING SUPPLY DIFFUSER TO BE RELOCATED
- EXISTING LIGHT FIXTURE TO BE RELOCATED
- EXISTING FIRE SPRINKLER TO REMAIN (TYPICAL)
- EXISTING FIRE SPRINKLER TO BE RELOCATED (TYPICAL)
- EXISTING LIGHT FIXTURE TO BE RELOCATED
- EXISTING LIGHT FIXTURE TO BE RELOCATED

**LOCATION PLAN**  
 N.T.S.  
 AREA OF WORK-1  
 AREA OF WORK-2  
 AREA OF WORK-3  
 AREA OF WORK-4

**WORK AREA -1**



**EXISTING / DEMOLITION REFLECTED CEILING PLAN**  
 SCALE: 1/4" = 1'-0"  
 1  
 A-2.0

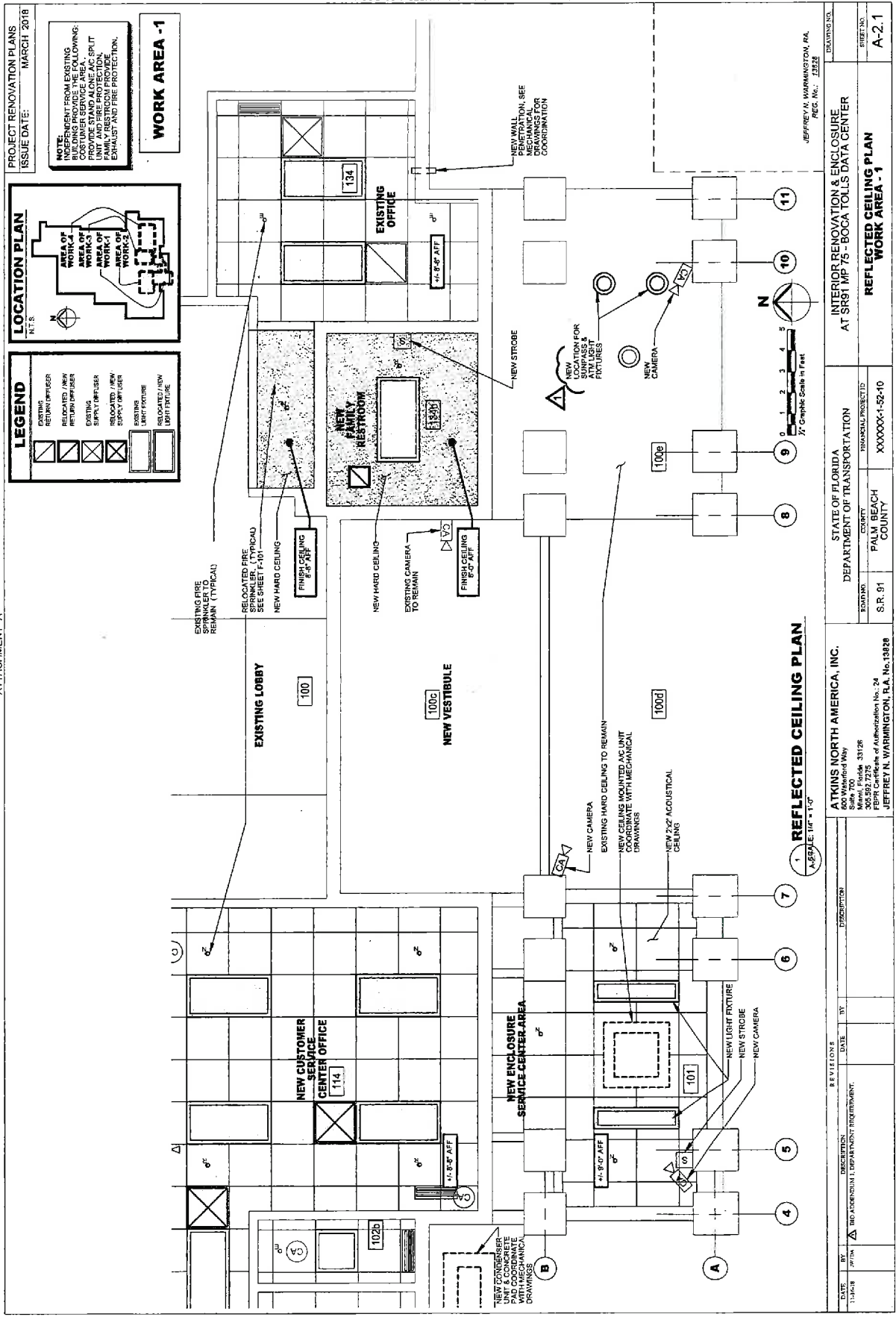
JEFFREY N. WASHINGTON, P.A.  
 REG. NO. 13928

DATE	BY	REVISION	DESCRIPTION

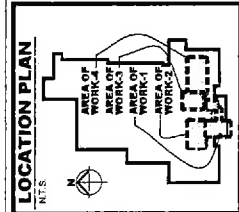
STATE OF FLORIDA DEPARTMENT OF TRANSPORTATION	STATE OF FLORIDA ATKINS NORTH AMERICA, INC. 600 Waterford Way Suite 700 Bellaire, TX 77401, 33126 305.592.7275 FBRP Certificate of Authorization No.: 24 JEFFREY N. WASHINGTON, P.A. No. 19999
PROJECT NO. S.R. 91	PROJECT NO. 406709-1-52-10
COUNTY PALM BEACH COUNTY	COUNTY PALM BEACH COUNTY
PROJECT ID 406709-1-52-10	PROJECT ID 406709-1-52-10
PROJECT NAME INTERIOR RENOVATION & ENCLOSURE AT SR91 MP 75 - BOCA TOLLS DATA CENTER	PROJECT NAME INTERIOR RENOVATION & ENCLOSURE AT SR91 MP 75 - BOCA TOLLS DATA CENTER
DRAWING NO. A-2.0	DRAWING NO. A-2.0
SHEET NO. A-2.0	SHEET NO. A-2.0

ATTACHMENT 'A'



PROJECT RENOVATION PLANS  
ISSUE DATE: MARCH 2018

NOTE: INDEPENDENT FROM EXISTING BUILDING PROVIDE THE FOLLOWING: PROVIDE STAND ALONE AIG, SRIT UNIT, AND FIRE PROTECTION, EXHAUST AND FIRE PROTECTION.



**LEGEND**

[Symbol]	EXISTING RETURN DIFFUSER
[Symbol]	RELOCATED / NEW RETURN DIFFUSER
[Symbol]	EXISTING SUPPLY DIFFUSER
[Symbol]	RELOCATED / NEW SUPPLY DIFFUSER
[Symbol]	EXISTING LIGHT FIXTURE
[Symbol]	RELOCATED / NEW LIGHT FIXTURE

**WORK AREA - 1**

**REFLECTED CEILING PLAN**

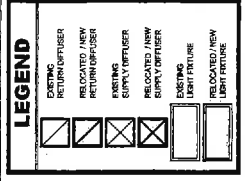
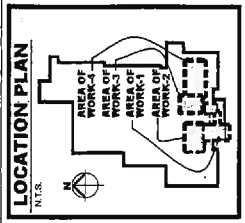
DATE: 11-16-18	BY: JF/DM	DATE:	BY:	REVISIONS:	DESCRIPTION:
<p>ATKINS NORTH AMERICA, INC. 600 WARRINGTON BLVD. SUITE 700 WEST PALM BEACH, FL 33411 305.552.7975 FPEPR Certificate of Authorization No.: 24 JEFFREY H. WARRINGTON, P.E., No. 10828</p>					
STATE OF FLORIDA DEPARTMENT OF TRANSPORTATION			INTERIOR RENOVATION & ENCLOSURE AT SRS 11P75 - BOCA TOLLS DATA CENTER		
COUNTY: PALM BEACH			FINANCIAL PROJECT ID: XXXXXX-1-52-10		
S.P. 91			COUNTY: PALM BEACH		
			WORK AREA - 1		
			DRAWING NO. A-2.1		
			SHEET NO. A-2.1		

JEFFREY H. WARRINGTON, P.E.  
REG. NO.: 13332

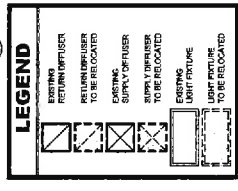
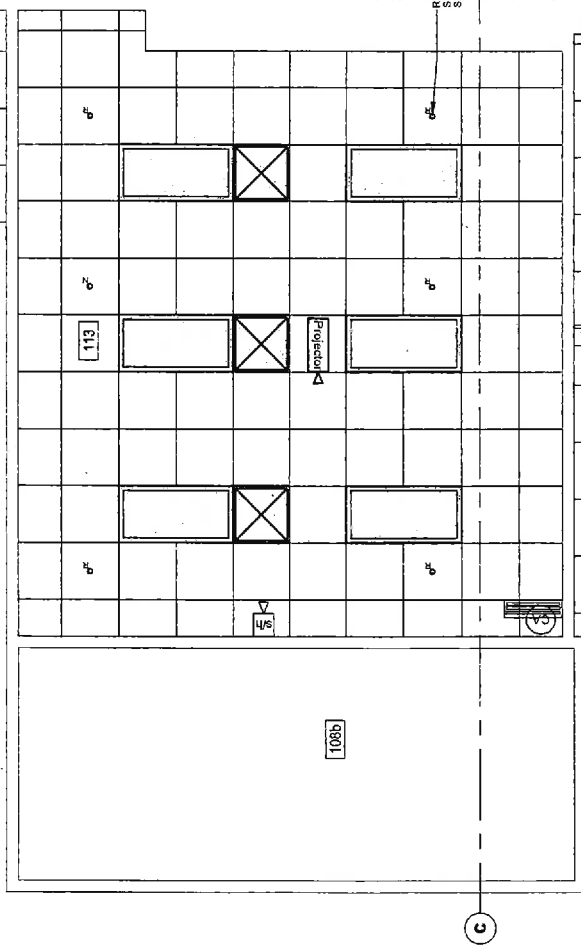


ATTACHMENT "A"

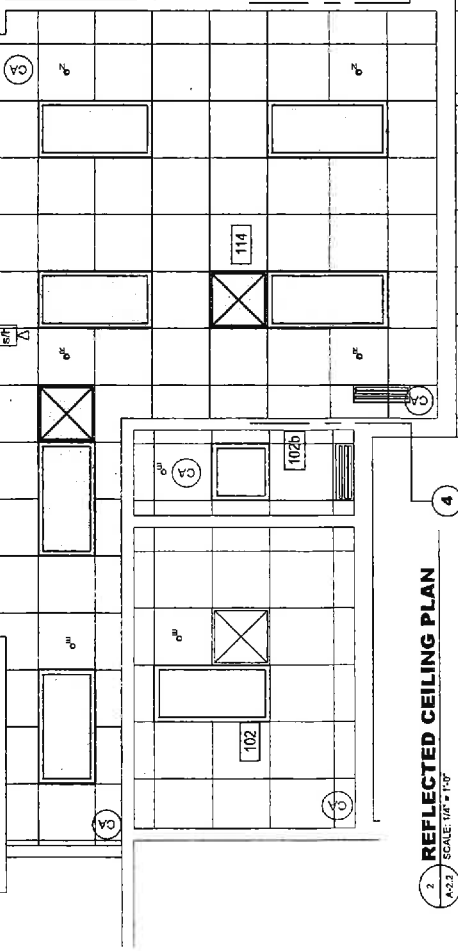
PROJECT RENOVATION PLANS  
 ISSUE DATE: SEPTEMBER 2018



WORK AREA -2



EXISTING REFLECTED CEILING PLAN  
 SCALE: 1/8" = 1'-0"



2 REFLECTED CEILING PLAN  
 SCALE: 1/8" = 1'-0"

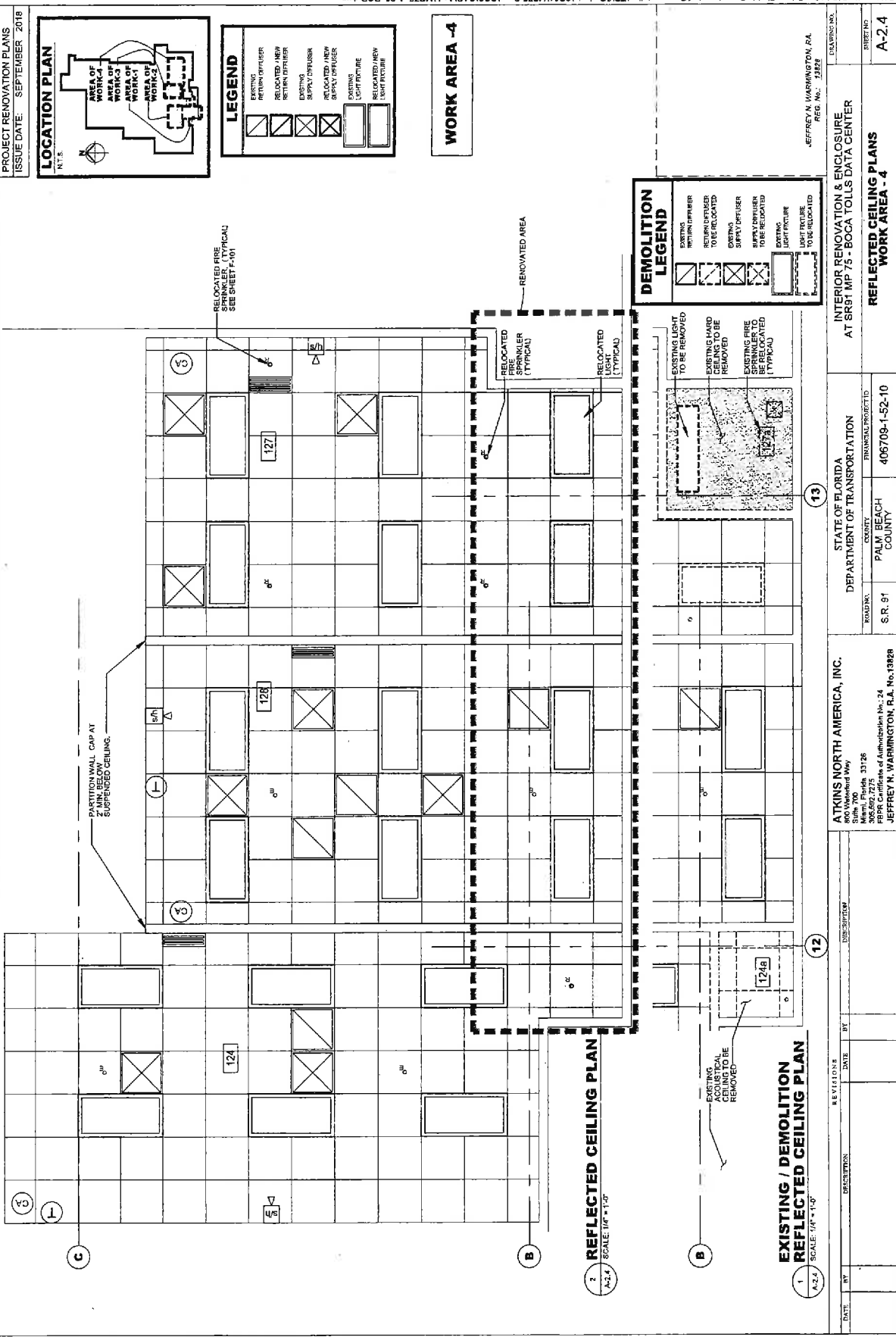


JEFFREY N. WARRINGTON, P.E.  
 REG. No.: 13322

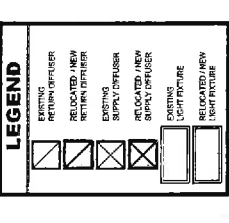
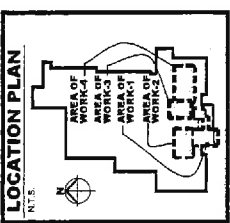
STATE OF FLORIDA DEPARTMENT OF TRANSPORTATION		INTERIOR RENOVATION & ENCLOSURE AT SR91 MP/75 - BOCA TOLLS DATA CENTER	
ROAD NO. S.R. 91	COUNTY PALM BEACH COUNTY	FINANCIAL PROJECT ID 408708-1-52-10	REFLECTED CEILING PLANS WORK AREA - 2
ATKINS NORTH AMERICA, INC. 400 Northway Way Miami, Florida 33126 Professional Seal of Jeffrey N. Warrington, P.E. FEPR Certificate of Authorization No. 24 JEFFREY N. WARRINGTON, P.E. No. 13828		DRAWING NO. A-2.2	
DATE	BY	REVISIONS	DATE
		DESCRIPTION	

C:\Users\kdelgado\OneDrive - Florida Department of Transportation\Projects\SR91\MP75-Boca\CSO\CAD\A\WPs\_A-20\_RCP.dwg

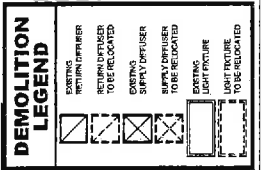
ATTACHMENT 'A'



PROJECT RENOVATION PLANS  
ISSUE DATE: SEPTEMBER 2018



**WORK AREA -4**



**2 REFLECTED CEILING PLAN**  
SCALE: 1/4" = 1'-0"

**1 EXISTING / DEMOLITION REFLECTED CEILING PLAN**  
SCALE: 1/4" = 1'-0"

DATE	BY	DESCRIPTION	REVISIONS

ATKINS NORTH AMERICA, INC. 800 Westland Way Suite 700 Westland, MI 48186 313.423.7275 FPR Certificate of Authorization No. 24 JEFFREY N. WASHINGTON, R.A. No. 13828	STATE OF FLORIDA DEPARTMENT OF TRANSPORTATION ROAD NO. S.R. 91 COUNTY PALM BEACH COUNTY FINANCIAL PROJECT ID 406709-1-52-10	INTERIOR RENOVATION & ENCLOSURE AT SR91 MP 75 - BOCA TOLLS DATA CENTER REFLECTED CEILING PLANS WORK AREA - 4	DRAWING NO. JEFFREY N. WASHINGTON, R.A. REG. NO. 13828 SHEET NO. A-2.4
---------------------------------------------------------------------------------------------------------------------------------------------------------------------------------------	-----------------------------------------------------------------------------------------------------------------------------------------	-----------------------------------------------------------------------------------------------------------------------	---------------------------------------------------------------------------







**STRUCTURAL GENERAL NOTES:**

- A. BUILDING CODES:
  1. FLORIDA BUILDING CODE, 2017
  2. ACI 318-14 BUILDING CODE REQUIREMENTS FOR REINFORCED CONCRETE.
  3. AMERICAN INSTITUTE OF STEEL CONSTRUCTION (AISC) MANUAL OF STEEL CONSTRUCTION, 2011
  4. BUILDING CODE REQUIREMENTS FOR MASONRY STRUCTURES AND SPECIFICATIONS FOR MASONRY STRUCTURES (ACK303-13)

**B. DESIGN CRITERIA:**

1. LIVE LOADS:
  - BUILDING ROOF: 30 PSF
  - ROOF: 20 PSF
2. DEAD LOADS:
  - BUILDING ROOF: 15 PSF
  - ROOF: 10 PSF
3. BUILDING WIND LOADS AS PER ASCE 7-10 FOR A BASIC WIND SPEED OF 100 MPH (ULTIMATE).
  - WIND EXPOSURE: IV
  - WIND PROTECTIVE COEFFICIENT (TABLE 6-7): 0.85
  - INTERNAL PRESSURE COEFFICIENT: ENCLOSED
  - ENCLOSURE CLASSIFICATION: ENCLOSED

**C. CONSTRUCTION MATERIALS:**

1. CAST-IN-PLACE CONCRETE COMPRESSIVE STRENGTH: 4000 PSI AT 28 DAYS
2. REINFORCING STEEL - ASTM A 615, GRADE 60 UNCOATED.
3. WELDING ELECTRODES - AWS E70XX.
4. WELDED STEEL WIRE FABRIC - ASTM A 185
5. PRECAST CONCRETE COMPRESSIVE STRENGTH: 5000 PSI AT 28 DAYS (BUILDING)
6. STRUCTURAL STEEL
  - A. STRUCTURAL STEEL HAS BEEN DESIGNED IN ACCORDANCE WITH THE AISC SPECIFICATIONS.
  - B. STRUCTURAL STEEL SHALL MEET THE FOLLOWING REQUIREMENTS UNLESS NOTED OTHERWISE ON THE DRAWINGS:
 

TYPE	ASTM	GRADE	K
WIDE FLANGE (W SHAPES)	A36	-	36KSI
C, SHAPES	A36	-	36KSI
ANGLES	A36	-	36KSI
SQUARE & RECTANGULAR HES	A500	B	42KSI
ROUND HES	A500	B	42KSI
STEEL PIPE	A53	-	36KSI
STRUCTURAL BOLTS	ASTM F1554	36	36KSI
ANCHOR BOLTS/THEADED RODS	F1554	36	36KSI
PLATES	A36	-	36KSI
THEADED RODS	A36	-	36KSI

ALL STRUCTURAL STEEL THAT IS EXPOSED TO THE WEATHER SHALL BE HOT DIPPED GALVANIZED.

G. ALL CONNECTIONS NOT DETAILED OR OTHERWISE NOTED SHALL BE DESIGNED BY THE FABRICATOR. SHOP DRAWINGS AND CONNECTION CALCULATIONS SHALL BE SUBMITTED BEARING THE SEAL OF AN ENGINEER REGISTERED IN THE STATE WHERE THE PROJECT IS LOCATED.

D. BEAM SHEAR CONNECTIONS DESIGN SHALL BE BASED ON BEARING TYPE BOLTED CONNECTIONS WITH BOLTS "SNUG TIGHT PER AISC."

E. WELDING: CONNECTIONS SHOWN ARE BASED ON WELD MADE WITH E70XX ELECTRODES; WELDING TO BE DONE BY CERTIFIED WELDERS HOLDING CURRENT WELDING CERTIFICATION AND MUST BE DONE AT THE JOB SITE AT ALL TIMES. ALL WELDING PER PLAN AND PER GUIDELINES OF THE AMERICAN WELDING SOCIETY.

7. ANCHOR BOLTS SHALL BE GALVANIZED

6. MASONRY CONSTRUCTION AND MATERIALS SHALL CONFORM TO ALL REQUIREMENTS OF SPECIFICATIONS FOR MASONRY STRUCTURES AND SPECIFICATIONS FOR MASONRY STRUCTURES (ACK303-13) AND TECHNICAL SPECIFICATIONS.
8. ALL MASONRY SHALL BE LOAD-BEARING NORMAL WEIGHT CMU CONFORMING TO ASTM C90, GRADE N, TYPE II. ALL MORTAR SHALL CONFORM TO ASTM C270, TYPE S, EXCEPT USE TYPE M BELOW GRADE.
10. MINIMUM COMPRESSIVE STRENGTH OF MASONRY SHALL BE 1500 PSI. NET AREA COMPRESSIVE STRENGTH OF CMU WITH TYPE II OR MORTAR=1000 PSI.

**D. FOUNDATIONS:**

1. FILL AND BACKFILL TO BE COMPACTED TO 95% OF MAXIMUM DRY DENSITY FOR ALL LAYERS AS VERIFIED BY FIELD DENSITY TEST FOR ALL LAYERS. TESTS SHALL BE MADE IN ACCORDANCE WITH METHODS OF TEST FOR MOISTURE DENSITY RELATIONS OF SOILS, ASTM D 1557. ALL MATERIALS TO BE USED FOR FOUNDATION SHALL BE APPROVED MATERIAL TO BE APPROVED BY SOIL ENGINEERS. ALL TO BE PLACED CONTINUOUSLY. PROVIDE VAPOR BARRIER BELOW ALL SLABS ON FILL (10 MIL).

**E. GENERAL NOTES:**

1. ALL CONCRETE EMBEDDED STEEL ANGLES, WELD PLATES, ANCHORAGE DEVICES, ETC., SHALL BE GALVANIZED IN ACCORDANCE WITH ASTM A 123 AND /OR F 2329.
2. ALL REINFORCEMENT TO BE DETAIL AND FABRICATED IN ACCORDANCE WITH ACI 318-14 ALL CONSTRUCTION JOINTS, WITH REINFORCING PASSING THROUGH THE JOINT, SHALL BE ROUGHENED TO A FULL AMPLITUDE OF APPROXIMATELY 1/8" UNLESS NOTED OTHERWISE ON THE PLANS.
3. PROVIDE THE FOLLOWING MINIMUM CONCRETE COVER, UNLESS NOTED OTHERWISE ON THE PLANS:
  - FOOTINGS: 3"
  - SLABS: 1 1/2" - CENTERED
  - WALLS: 3/4"
  - INTERIOR COLUMNS & BEAMS: 1 1/2"
  - COLUMNS AND BEAMS EXPOSED TO WEATHER: 2"
  - ANY CONCRETE CAST AGAINST EARTH: 3"
4. VERIFY AND CORRELATE ALL DIMENSIONS BEFORE PROCEEDING WITH FABRICATION AND CONSTRUCTION.
5. CHAMFER ALL EXPOSED CONCRETE EDGES 1/4" X 1/4", EXCEPT AS NOTED OTHERWISE.
6. ALL DIMENSIONS ARE MEASURED HORIZONTALLY OR VERTICALLY UNLESS NOTED OTHERWISE.

**F. COORDINATION:**

1. COORDINATE ALL MECHANICAL AND CONDUIT PENETRATIONS THROUGH STRUCTURAL, MECHANICAL, AND ELECTRICAL SHOP DRAWINGS PRIOR TO PLACING CONCRETE.
2. THE STRUCTURAL SHEETS SHALL BE COORDINATED WITH THE CIVIL, ARCHITECTURAL, MECHANICAL AND ELECTRICAL SHEETS TO PROPERLY LOCATE PIPE SLEEVES, BLOCK-OUTS, ETC. DISCREPANCIES SHALL BE BROUGHT TO THE ATTENTION OF THE ENGINEER BEFORE PROCEEDING WITH THE WORK.
3. THE STRUCTURAL SHEETS SHALL BE COORDINATED WITH THE STANDARD SPECIFICATIONS, SUPPLEMENTS, AND TECHNICAL SPECIAL PROVISIONS.

**G. DEWATERING**

1. EXPECT TO PERFORM DEWATERING FOR FOUNDATIONS. THE CONTRACTOR SHALL TAKE ALL NECESSARY PRECAUTIONS TO PREVENT DAMAGE TO ADJACENT FOUNDATIONS. ALL FOUNDATIONS TO BE PROPERLY COMPACTED IN PLACE AND CONSTRUCTION IS COMPLETE.

**H. SUBMITTALS**

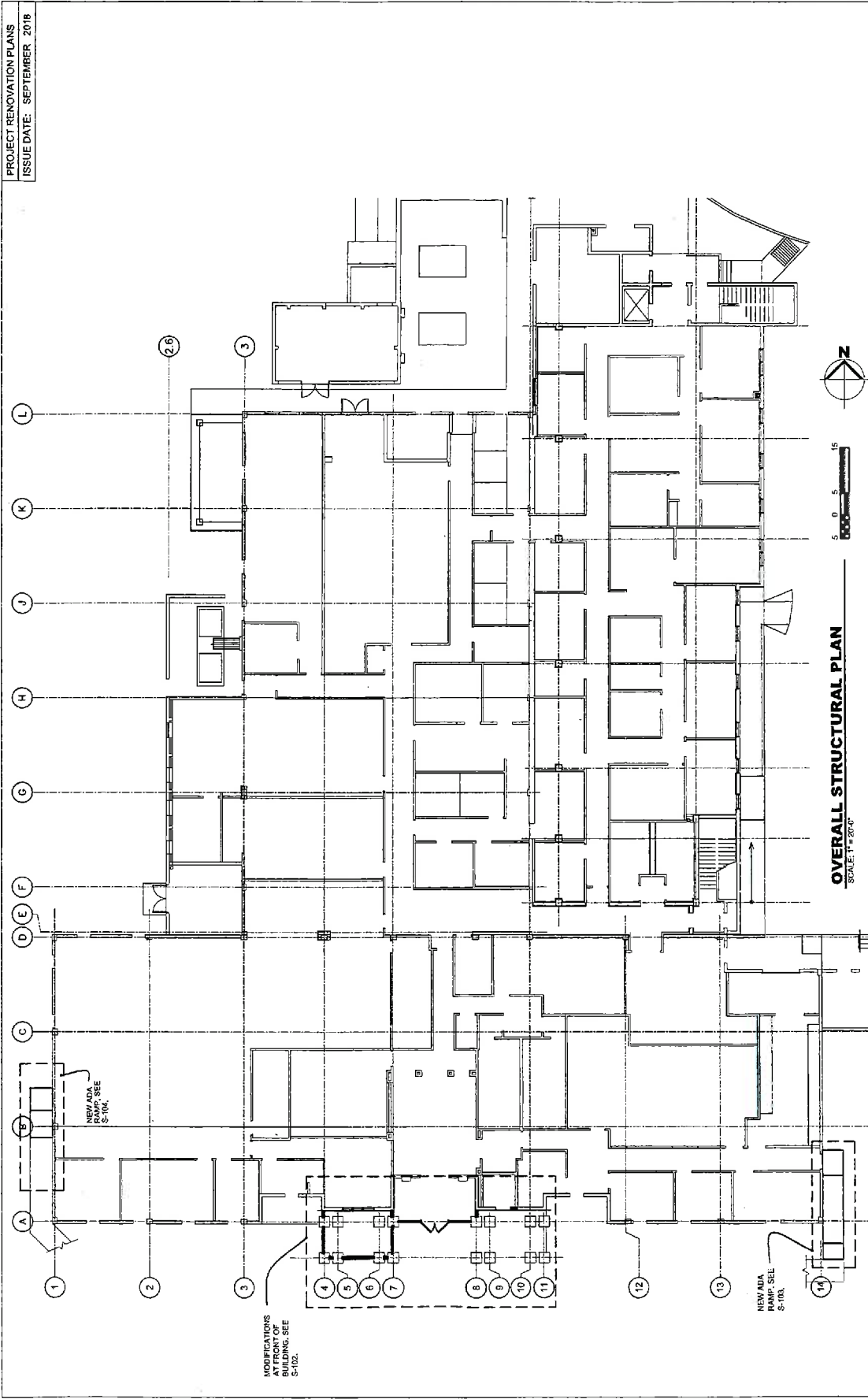
1. THE FOLLOWING ITEMS SHALL BE SUBMITTED FOR REVIEW:
  1. CONCRETE MIX DESIGNS, MASONRY MORTAR, & MASONRY GROUT
  2. STRUCTURAL STEEL
  3. REINFORCING STEEL

**SOIL STATEMENT:**

FOUNDATION SYSTEM HAS BEEN DESIGNED USING A PRESUMPTIVE LOAD BEARING CAPACITY OF 2000 PSF. THE SOIL COMPOSITION AT THE SITE CONSISTS OF UNDERLYING SANDY MATERIAL.

	STATE OF FLORIDA DEPARTMENT OF TRANSPORTATION	INTERIOR RENOVATION & ENCLOSURE AT SR91 MP 75 - BOCA TOLLS DATA CENTER	DRAWING NO. S-101
	ROAD NO. S.R. 91	COUNTY PALM BEACH	FINANCIAL HOUSE ID 406705-1-52-10
ATKINS NORTH AMERICA, INC. 600 Waterford Way Miami, Florida 33128 305.582.7275 FBR Certificate of Authorization No. 24 DOUGLAS A. RAMIREZ P.L. #170793		GENERAL STRUCTURAL NOTES	
DATE	BY	REVISIONS	DESCRIPTION

ATTACHMENT "A"



**OVERALL STRUCTURAL PLAN**  
SCALE: 1" = 20'-0"

PROJECT RENOVATION PLANS  
ISSUE DATE: SEPTEMBER, 2018

REVISIONS		DESCRIPTION	
DATE	BY	DATE	BY

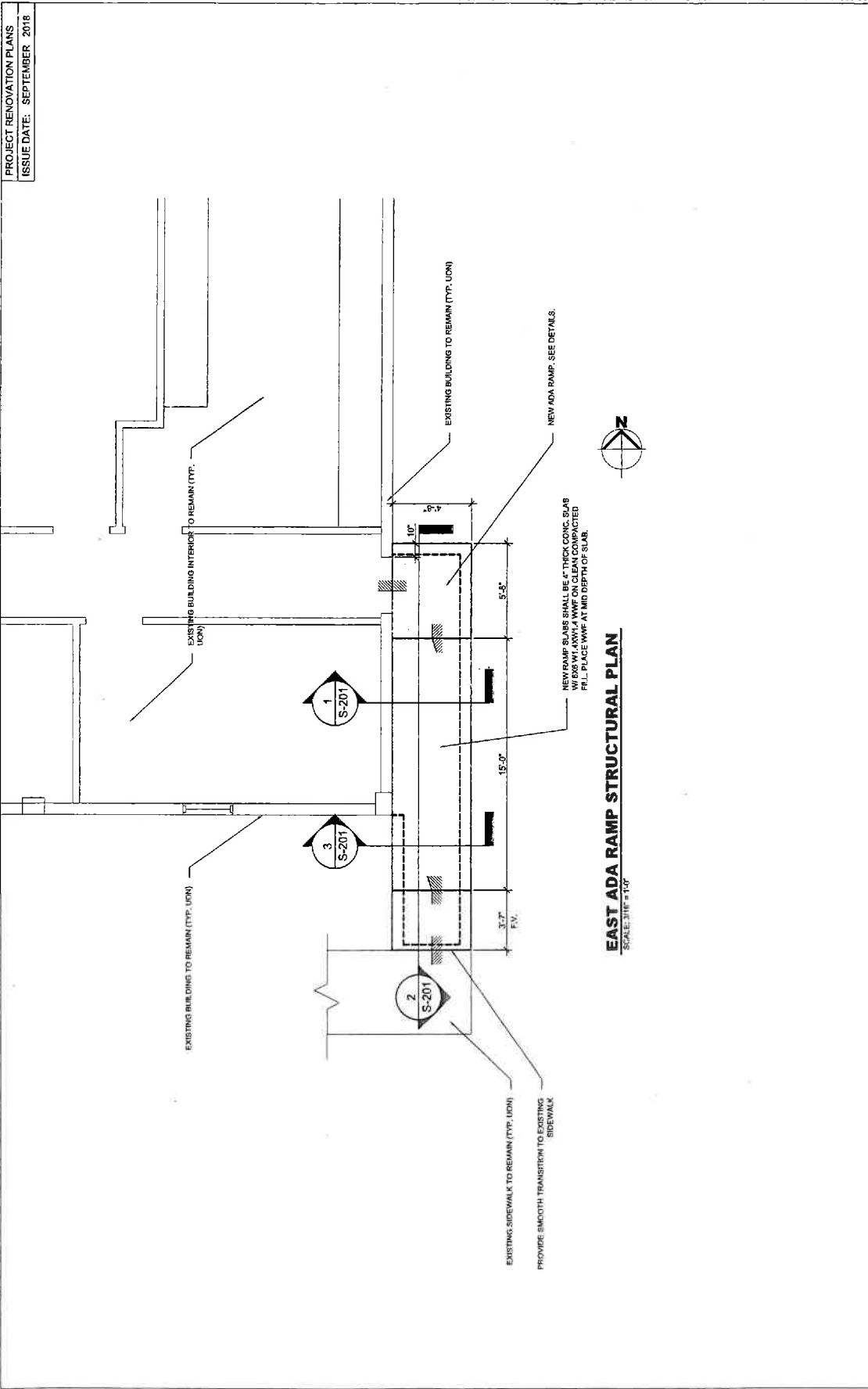
  

<b>ATKINS NORTH AMERICA, INC.</b> 800 Waterford Way Miami, Florida 33126 305.592.7273 FDOT Certificate of Authorization No. 24 DOUGLAS A. RAMIREZ, P.E. PEFT0993		STATE OF FLORIDA DEPARTMENT OF TRANSPORTATION ROAD NO. S.R. 91 COUNTY PALM BEACH COUNTY 406709-1-52-10	FINANCIAL PROJECT ID 406709-1-52-10
INTERIOR RENOVATION & ENCLOSURE AT SR91 MP 75 - BOCA TOLLS DATA CENTER		FOUNDATION PLAN	
DRAWING NO.		S-101	





ATTACHMENT 'A'



**EAST ADA RAMP STRUCTURAL PLAN**

SCALE: 3/16" = 1'-0"

PROJECT RENOVATION PLANS  
ISSUE DATE: SEPTEMBER, 2018

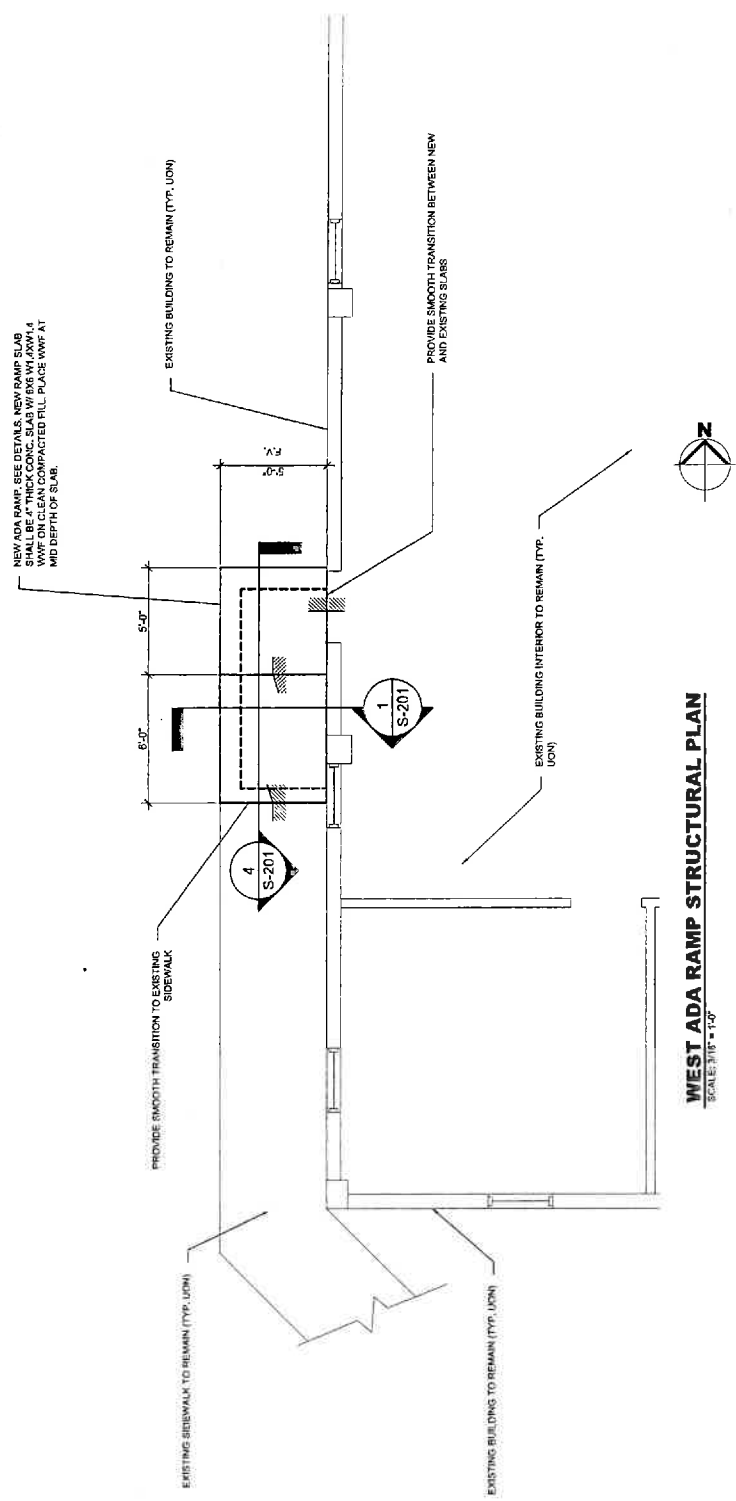
DATE	BY	DESCRIPTION	REVISIONS	DATE	BY	DESCRIPTION

ATKINS NORTH AMERICA, INC. 800 Waterford Way Miami, Florida 33128 305.592.7725 Fax: 305.592.7725 Douglas A. Ramirez, P.E.	STATE OF FLORIDA DEPARTMENT OF TRANSPORTATION REGIONAL PROJECT ID COUNTY PALM BEACH COUNTY S.R. 91 406709-1-52-10	INTERIOR RENOVATION & ENCLOSURE AT SR91 MP 75 - BOCA TOLLS DATA CENTER EAST ADA RAMP STRUCTURAL PLAN	DRAWING NO. 5-103
------------------------------------------------------------------------------------------------------------------------------------------	----------------------------------------------------------------------------------------------------------------------------------------	---------------------------------------------------------------------------------------------------------------	----------------------

ATTACHMENT 'A'

PROJECT RENOVATION PLANS  
 ISSUE DATE: SEPTEMBER 2018



**WEST ADA RAMP STRUCTURAL PLAN**  
 SCALE: 3/16" = 1'-0"

P:\TRK 2013\0000\000\_Boca Tolls Data Center Reno\04\_CAD-BIM\02\_DWG\Disciplines\If Required\04\_Structs\104.dwg

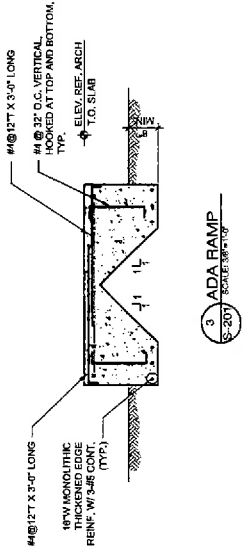
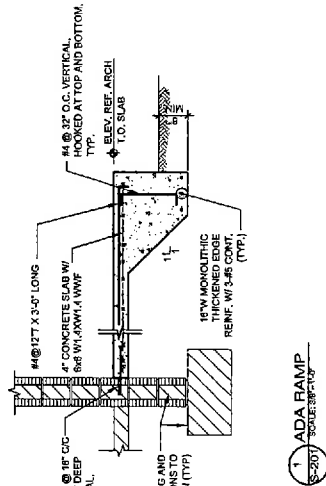
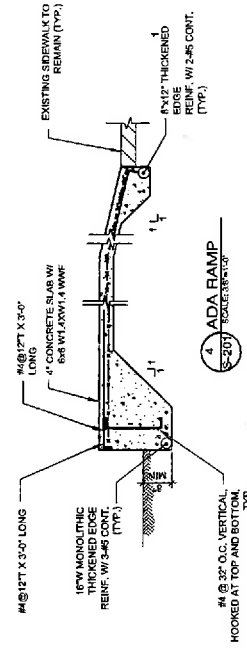
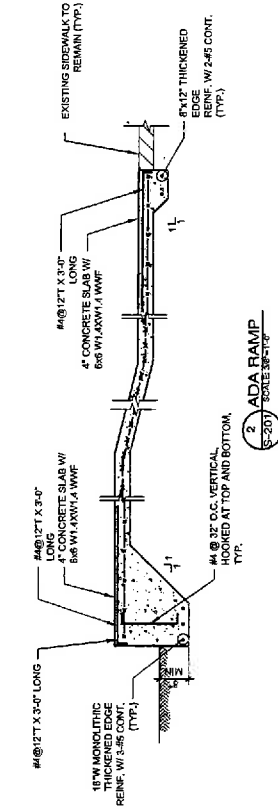
DATE	BY	REVISION	DATE	BY	DESCRIPTION

<b>ATKINS NORTH AMERICA, INC.</b> 800 Waterford Way Miami, Florida 33126 305.592.7775 Douglas A. Ramirez, P.E., No. 24 DOUGLAS A. RAMIREZ, P.E. PE#70983		STATE OF FLORIDA DEPARTMENT OF TRANSPORTATION ROADWAY: S.R. 91 COUNTY: PALM BEACH COUNTY: PALM BEACH FINANCIAL PROJECT ID: 406709-1-52-10	INTERIOR RENOVATION & ENCLOSURE AT SR91 MP 75 - BOCA TOLLS DATA CENTER <b>WEST ADA RAMP STRUCTURAL PLAN</b>	DRAWING NO. SHEET NO. <b>S-104</b>
-------------------------------------------------------------------------------------------------------------------------------------------------------------------------	--	----------------------------------------------------------------------------------------------------------------------------------------------------------	-------------------------------------------------------------------------------------------------------------------	------------------------------------------

ATTACHMENT "A"

PROJECT RENOVATION PLANS  
 ISSUE DATE: SEPTEMBER, 2018



REVISIONS		DESCRIPTION	
DATE	BY	DATE	BY

STATE OF FLORIDA DEPARTMENT OF TRANSPORTATION		INTERIOR RENOVATION & ENCLOSURE AT SR97 MP 75 - BOCA TOLLS DATA CENTER	
ROAD NO.	COUNTY	FINANCIAL PROJECT ID	
S.R. 91	PALM BEACH COUNTY	405709-1-52-10	

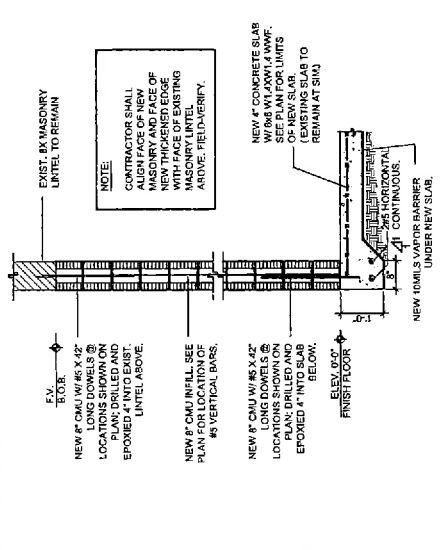
ATKINS NORTH AMERICA, INC. 800 Waterford Way Miami, Florida 33126 305.592.7275 Project Contact: J. Rodriguez, No. 04 DOUGLAS A. RAMIREZ, FL PE#70988		ADA RAMP DETAILS	
---------------------------------------------------------------------------------------------------------------------------------------------------------------------	--	------------------	--

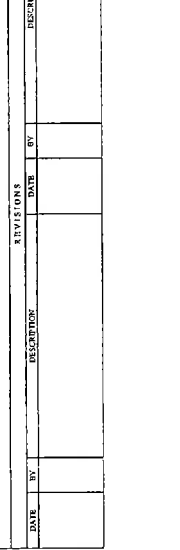
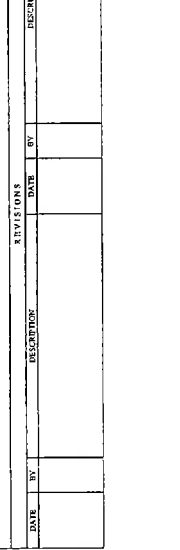
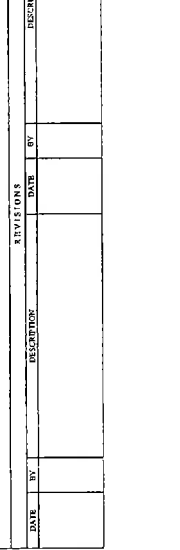
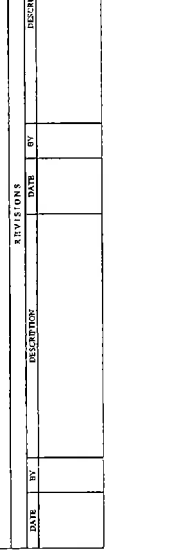
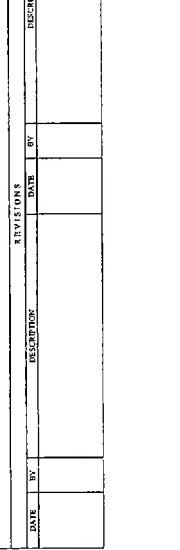
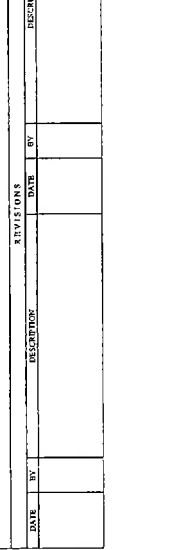
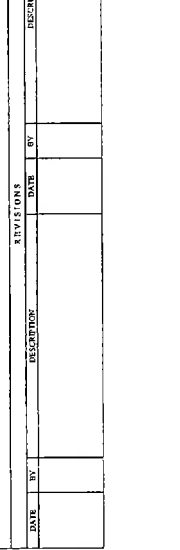
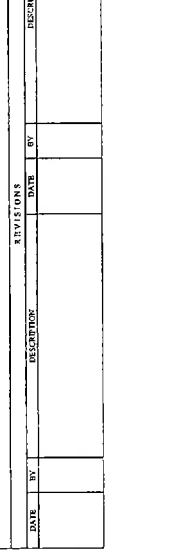
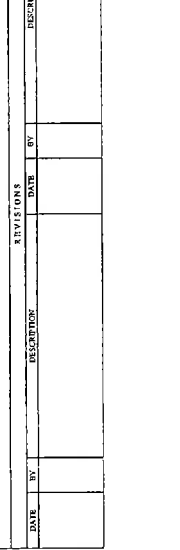
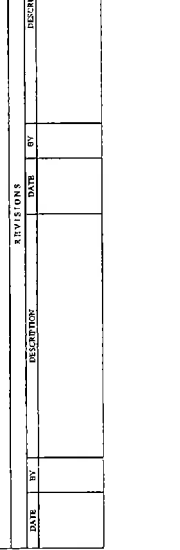
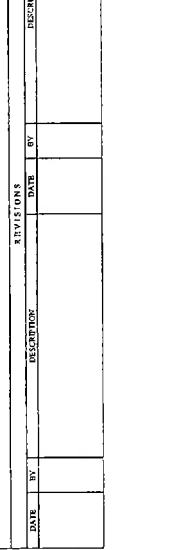
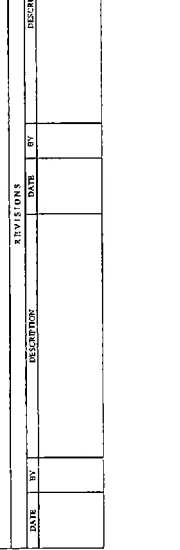
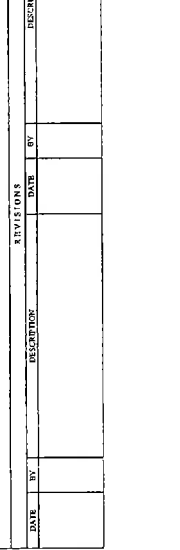
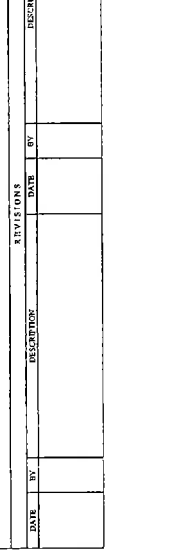
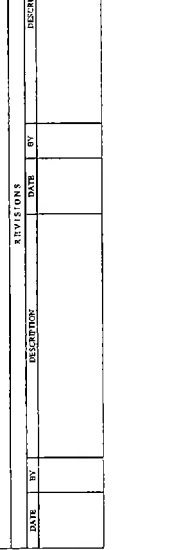
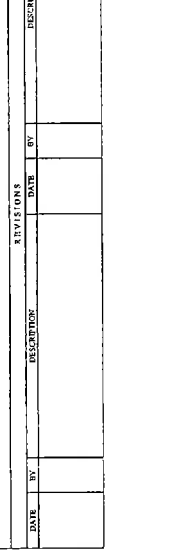
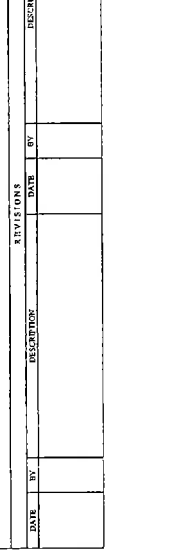
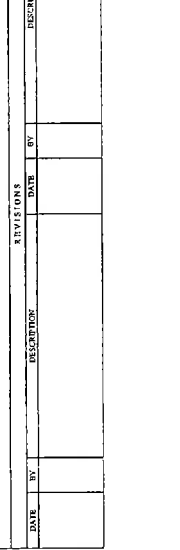
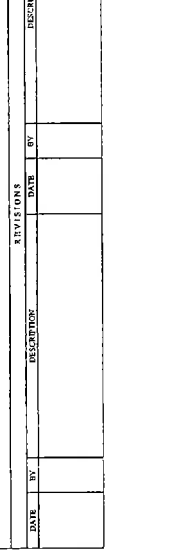
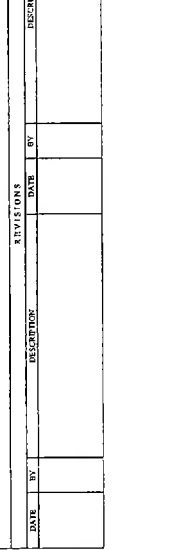
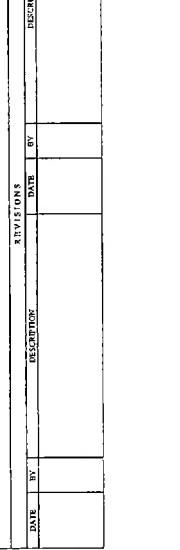
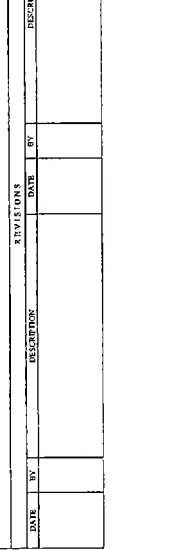
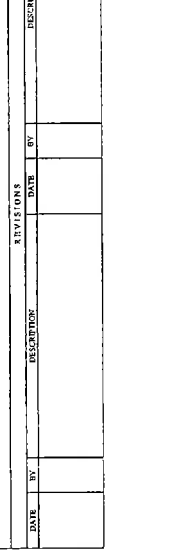
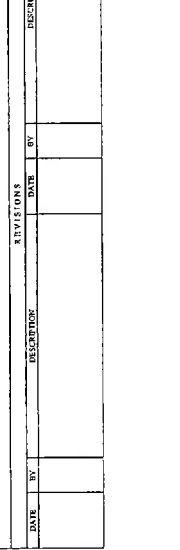
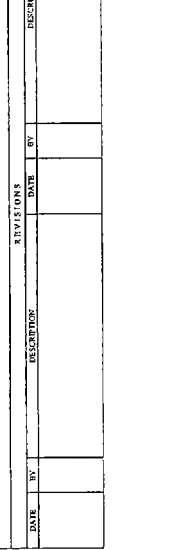
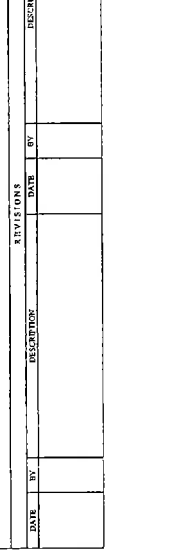
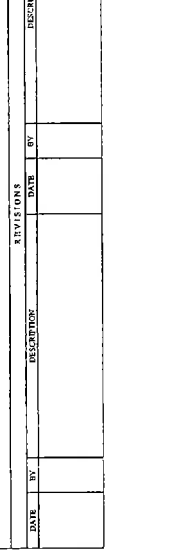
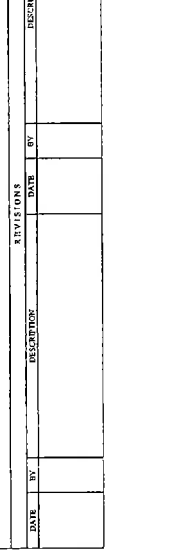
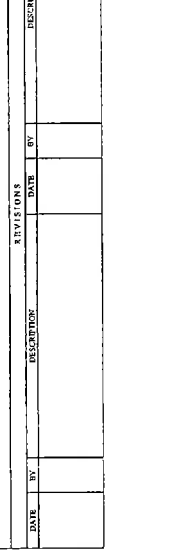
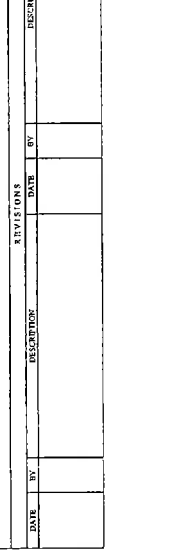
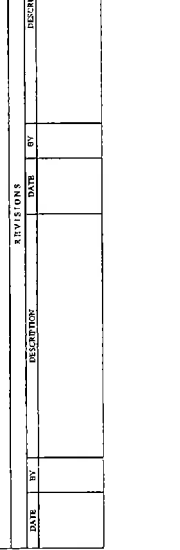
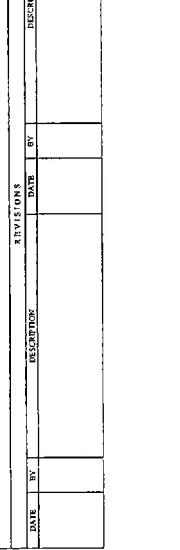
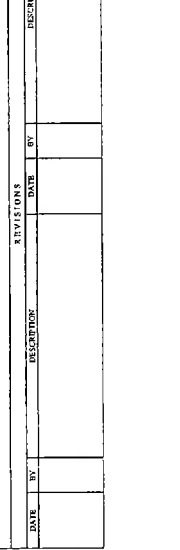
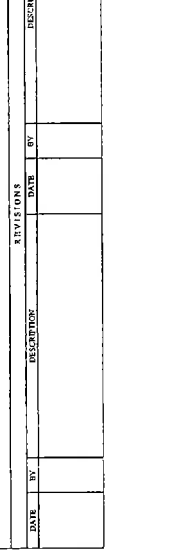
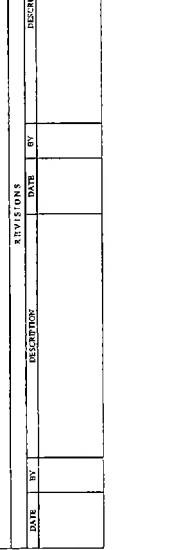
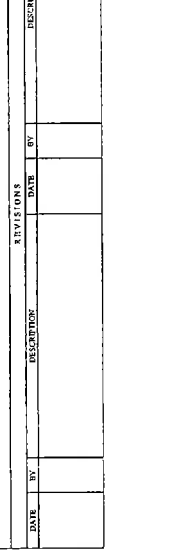
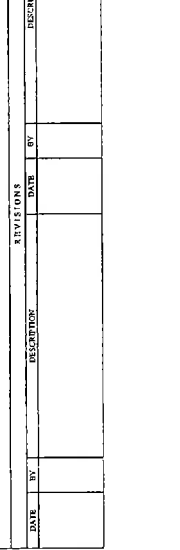
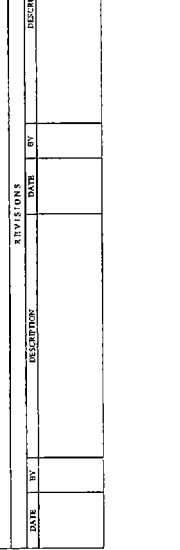
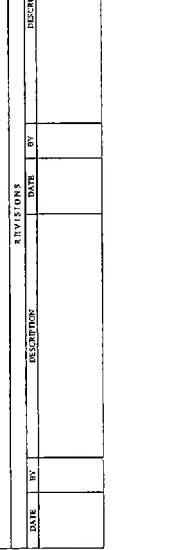
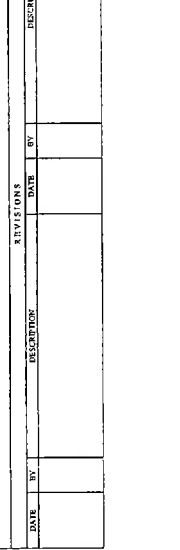
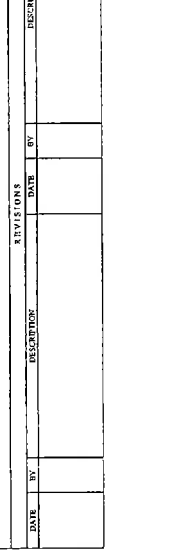
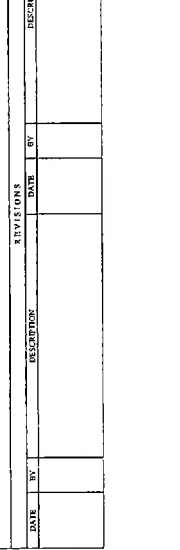
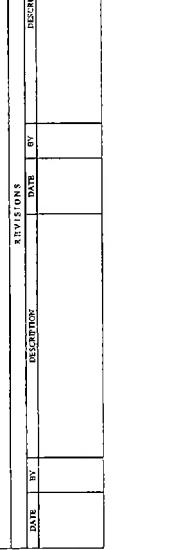
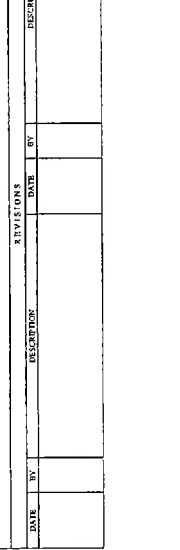
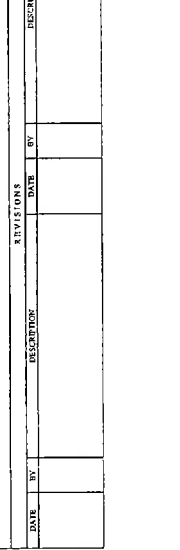
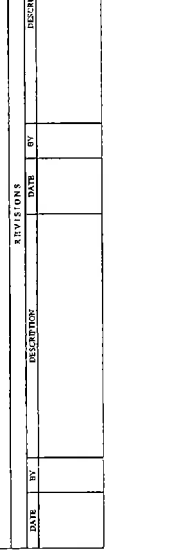
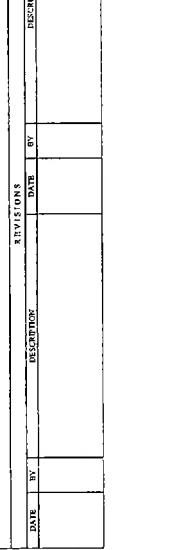
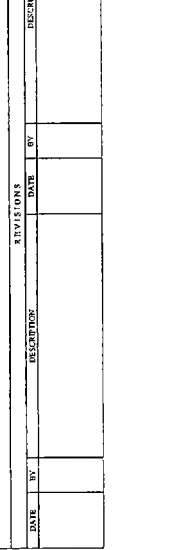
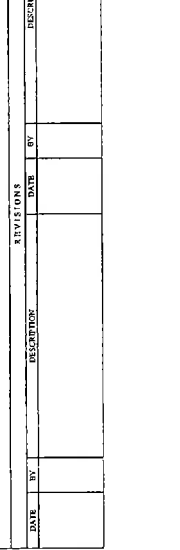
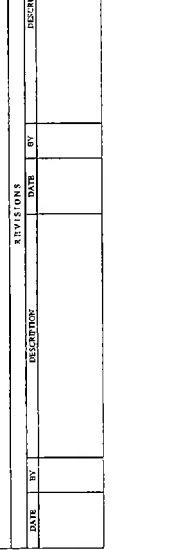
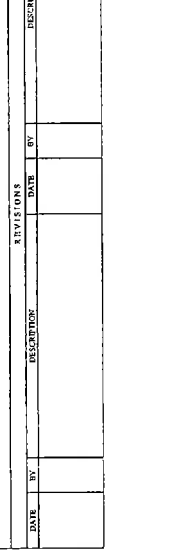
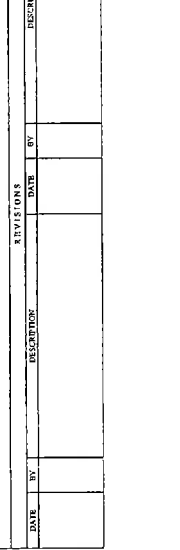
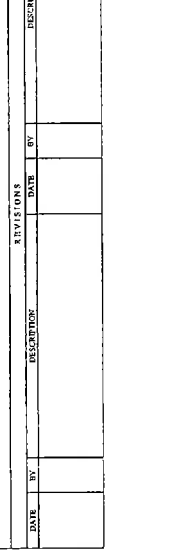
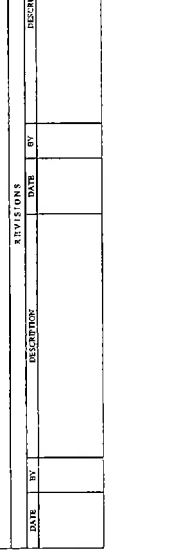
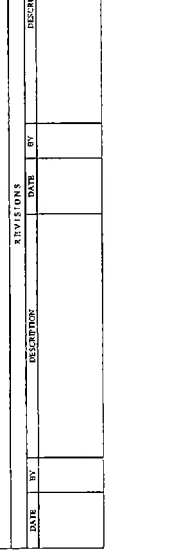
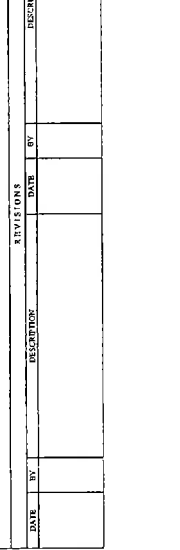
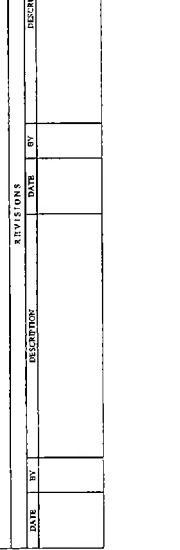
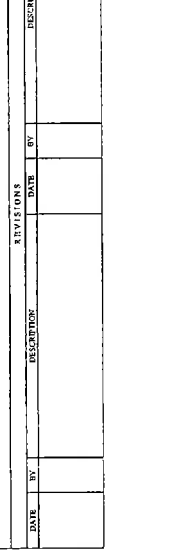
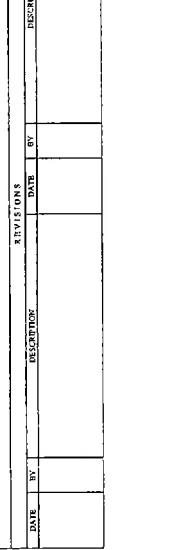
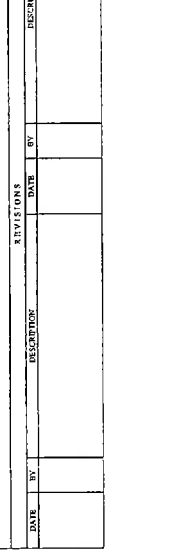
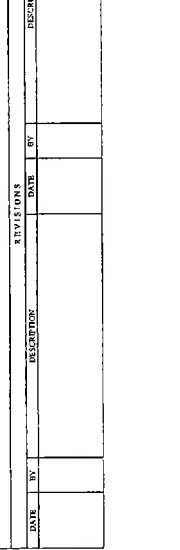
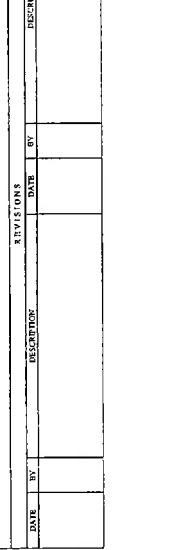
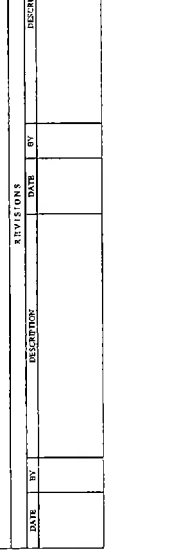
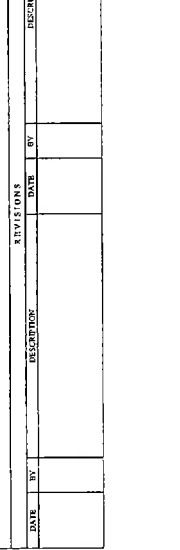
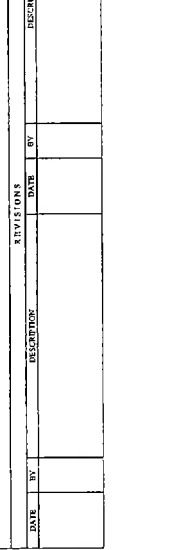
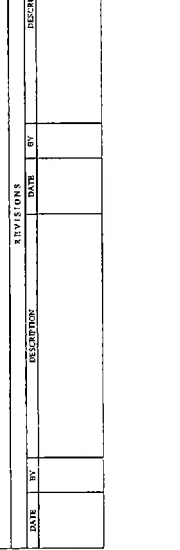
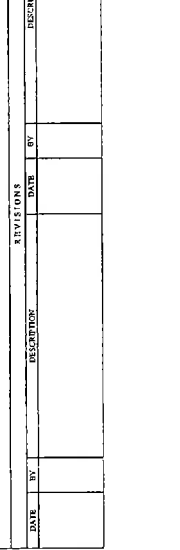
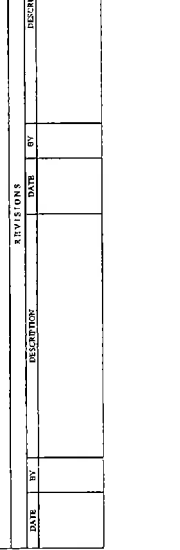
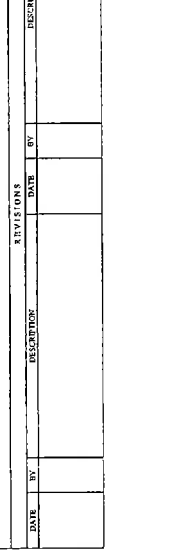
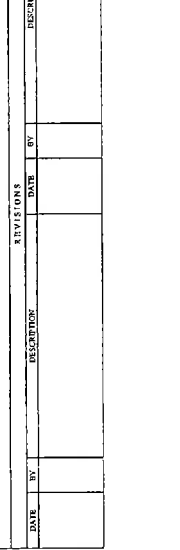
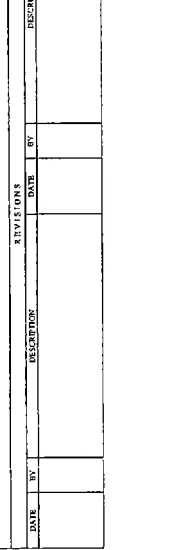
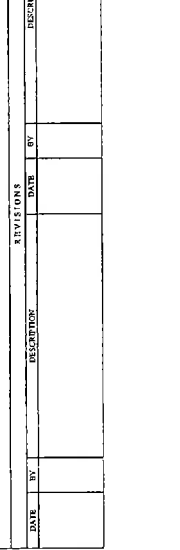
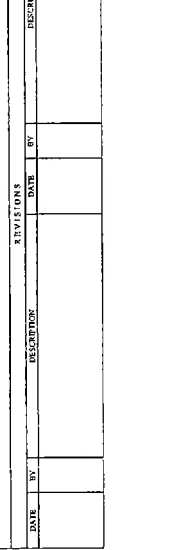
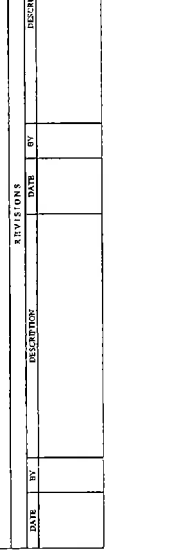
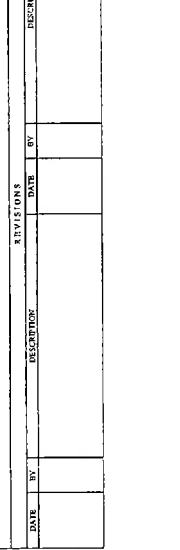
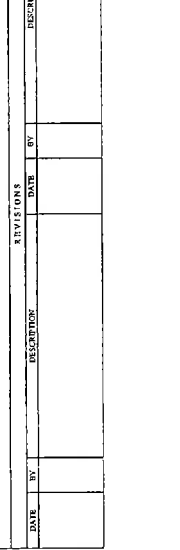
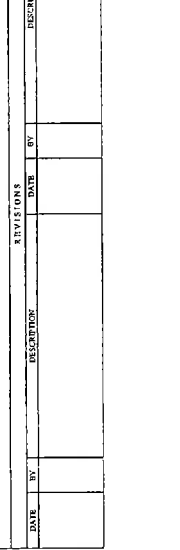
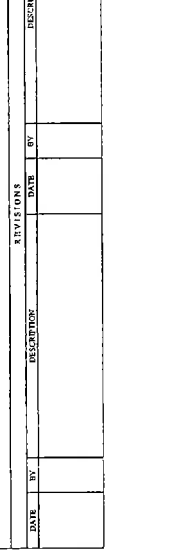
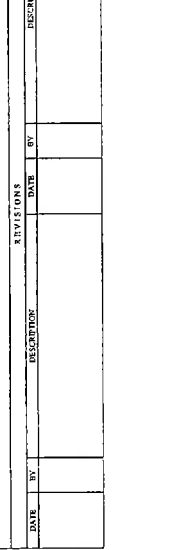
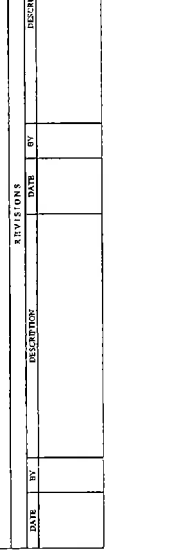
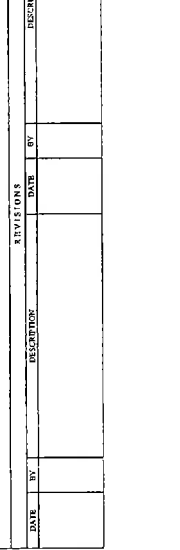
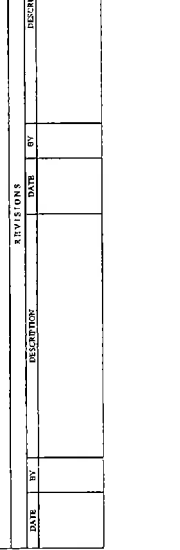
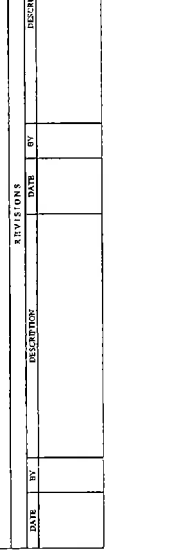
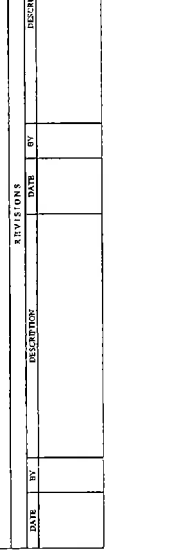
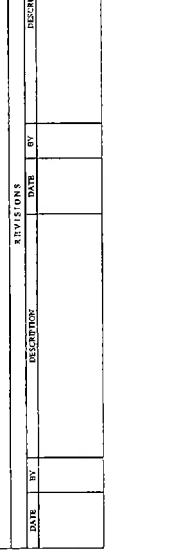
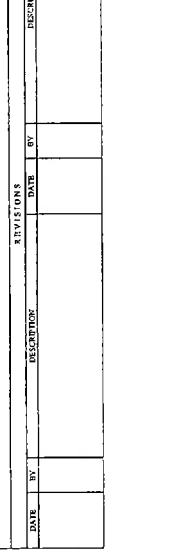
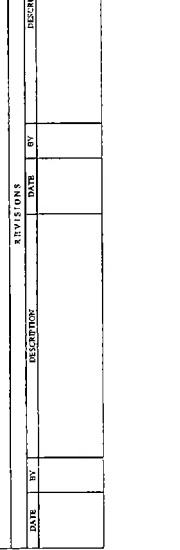
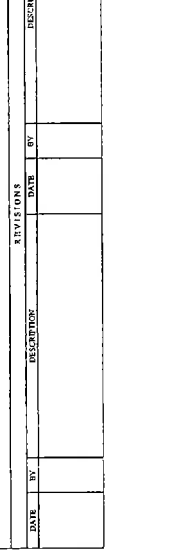
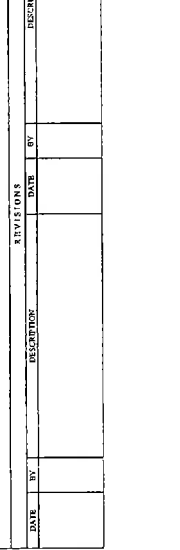
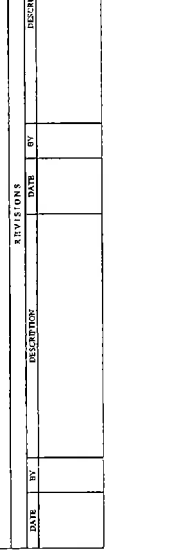
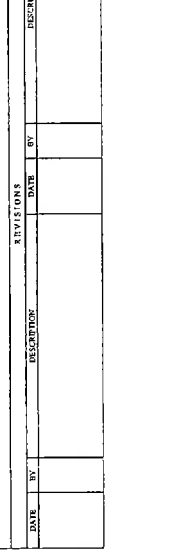
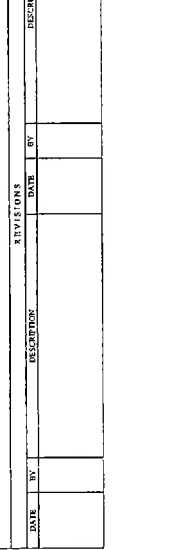
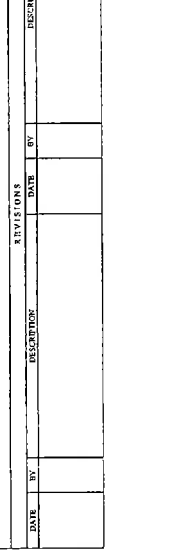
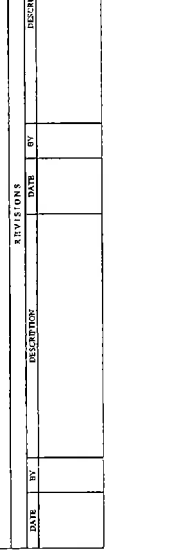
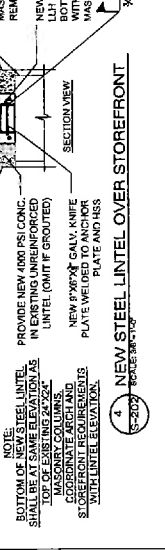
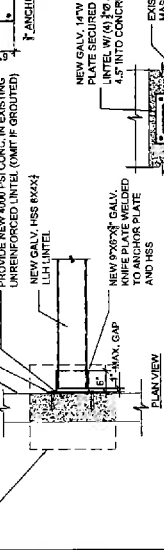
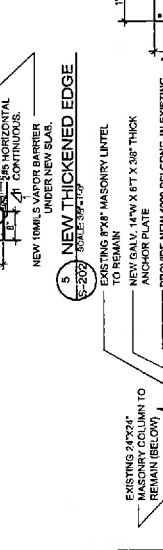
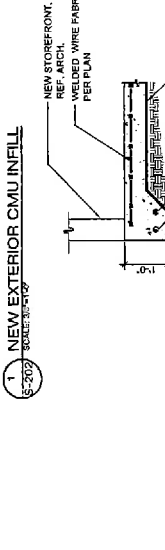
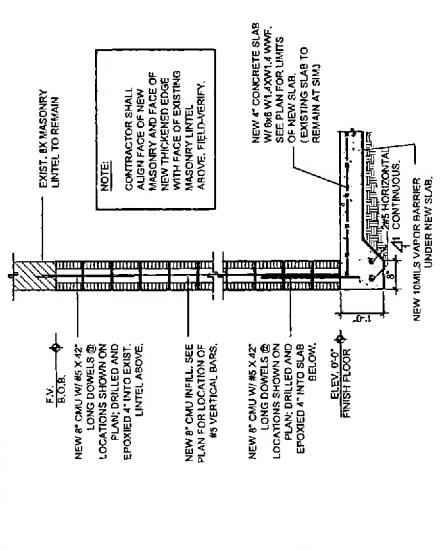

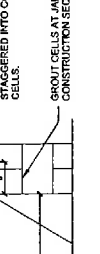
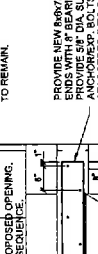
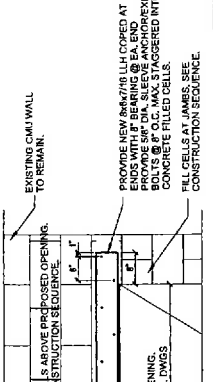
--	--	--	--

ATTACHMENT 'A'

PROJECT RENOVATION PLANS  
ISSUE DATE: SEPTEMBER 2018



- CONSTRUCTION SEQUENCE:**
1. FILL CELLS AT PROPOSED JAMBS WITH CONCRETE FROM TOP OF NEW STEEL LINTEL ELEVATION TO TOP OF FOUNDATION. (OMIT THIS STEP IF CELLS ARE ALREADY FILLED)
  2. FILL 2 CELLS ABOVE PROPOSED OPENING WITH CONCRETE (ADDRESS FILLED)
  3. SAWCUT MASONRY WALL TO ALLOW HORIZONTAL LEG OF NEW STEEL ANGLE TO BE INSERTED ABOVE PROPOSED OPENING. DO NOT OVERCUT ANGLE TO BE INSERTED ABOVE PROPOSED OPENING. AS SPECIFIED.
  4. INSTALL THE NEW STEEL ANGLE LINTEL AS SPECIFIED.
  5. REMOVE MASONRY BELOW LINTEL TO CREATE PROPOSED OPENING.
  6. FORM AND POUR NEW WINDOW SILL AS DETAILED.





ATTACHMENT 'A'

GENERAL HVAC NOTES

PROJECT RENOVATION PLANS  
ISSUE DATE: SEPTEMBER 2018

1. CONTRACTOR SHALL PROVIDE ALL LABOR, MATERIALS, AND EQUIPMENT FOR VENTILATION SYSTEMS COMPLETE INCLUDING, CONTROLS, CONTROL PROGRAMMING, CONTROL WIRING, GALVANIZED SHEET METAL PLenums AND DUCTWORK, AND ALL ACCESSORIES AS SHOWN ON THE DRAWINGS AND SPECIFIED HEREIN.
2. IT SHALL BE THE RESPONSIBILITY OF THE CONTRACTOR TO VISIT THE SITE OF THE WORK AND BECOME FAMILIAR WITH ALL AVAILABLE INFORMATION. THE CONTRACTOR TO FULLY INFORM HIMSELF OF ALL EXISTING CONDITIONS WHICH NOT BE CAUSE FOR ADDITIONAL COMPENSATION.
3. ALL EQUIPMENT AND MATERIALS USED IN THIS INSTALLATION SHALL BE NEW, UNLESS OTHERWISE SPECIFIED. THE CONTRACTOR SHALL OBTAIN AND PROVIDE EACH COMPONENT OF THE WORK SHALL BE COMPLETE, CONNECTED AND CAPABLE OF SATISFACTORY FUNCTIONAL OPERATION.
4. FOLLOW REQUIREMENTS OF THE FLORIDA BUILDING CODES, REGULATIONS, ORDINANCES, AND ANY GOVERNMENT ENTITY HAVING JURISDICTION OVER THIS WORK.
5. ALL EQUIPMENT SHALL FIT THE ALLOTTED SPACE AND SHALL LEAVE REASONABLE ACCESS ROOM FOR SERVICING AND REPAIRS. GREATER SPACE SHALL BE PROVIDED FOR THE CONTRACTOR AND AT HIS EXPENSE AND MEETING THE APPROVAL OF THE CONSTRUCTION MANAGER.
6. IF THE CONTRACTOR DISCOVERS ANY DISCREPANCIES BETWEEN EQUIPMENT DIMENSIONS AND SPACE ALLOTMENTS THEREFORE, HE SHALL NOTIFY THE CONSTRUCTION MANAGER IMMEDIATELY IN WRITING WITH THE WORK UNTIL HE HAS RECEIVED WRITTEN INSTRUCTIONS FROM THE CONSTRUCTION MANAGER.
7. THE CONTRACTOR SHALL DO NO CUTTING THAT MAY IMPAIR STRENGTH OF STRUCTURAL MEMBERS OR OTHER STRUCTURAL MEMBERS WITHOUT OBTAINING PRIOR APPROVAL OF THE CONSTRUCTION MANAGER.
8. CUTTING AND PATCHING - UNLESS OTHERWISE INDICATED, PERFORM ALL CUTTING AND PATCHING NECESSARY FOR THE WORK, PATCH AND PAINT. THE CONTRACTOR SHALL OBTAIN APPROVAL OF THE CONSTRUCTION MANAGER BEFORE ANY CUTTING OR PATCHING OCCURS, AND DEPARTURES FROM INDICATED ARRANGEMENTS ARE REQUIRED, COORDINATE THE MECHANICAL/ELECTRICAL/STRUCTURAL WORK WITH THE OTHER TRADES. THE CONTRACTOR SHALL OBTAIN APPROVAL FROM THE DEPARTMENT FOR THE PROPOSED CHANGES.
9. ALL ROTATING EQUIPMENT SHALL BE STATICALLY AND DYNAMICALLY BALANCED, UNLESS OTHERWISE SPECIFIED. THE VIBRATION ALLOWANCE IN THE UNITS SHALL NOT EXCEED THE UPPER LIMITS AS ESTABLISHED BY THE EQUIPMENT MANUFACTURER.
10. THE CONTRACTOR SHALL FURNISH ALL ELECTRICAL WORK ASSOCIATED WITH MECHANICAL EQUIPMENT, INCLUDING ELECTRICAL CONTROLS, SWITCHES, CONTACTORS AND STARTERS FOR ALL EQUIPMENT ITEMS REQUIRING SAME. THE CONTRACTOR SHALL FURNISH ALL ELECTRICAL WORK TO MEET THE REQUIREMENTS OF THE CURRENT NATIONAL ELECTRICAL CODE.
11. UNLESS OTHERWISE INDICATED, METAL FASTENERS AND RELATED PARTS SHALL BE OF ALUMINUM OR STAINLESS STEEL AND SHALL BE OF ADEQUATE STRENGTH FOR THE PURPOSE INTENDED.
12. LEAVE CONCEALED WORK UNCOVERED UNTIL REQUIRED TESTS HAVE BEEN COMPLETED, BUT IF NECESSARY TO MAKE TESTS ON PORTIONS OF THE WORK, THOSE PORTIONS OF THE WORK MAY BE CONCEALED AFTER BEING INSPECTED AND APPROVED. REPAIR DEFECTS THAT ARE DISCOVERED AS A RESULT OF INSPECTIONS OR TESTS WITH NEW MATERIALS, GAUGING, PEELING OR REPAIRS SHALL BE ACCEPTED. REPEAT TESTS AFTER DEFECTS HAVE BEEN CORRECTED.
13. VERIFY ALL SPACE CONDITIONS AT JOB SITE PRIOR TO FABRICATION OF PIPING AND PURCHASE OF EQUIPMENT. NOTIFY ENGINEER OF ANY SPATIAL CONFLICTS THAT COULD AFFECT THE PROJECT. DO NO WORK UNTIL ALL CONFLICTS ARE RESOLVED. ALL INSTALLATION WILL BE CONSTRUCTED AS ACCEPTANCE OF SPATIAL CONDITIONS.
14. VERIFY ALL CONNECTION TO EQUIPMENT WITH MANUFACTURER'S CERTIFIED DRAWINGS. DO NOT SCALE DRAWINGS. PROVIDE TRANSITIONS TO ALL EQUIPMENT AS REQUIRED.
15. COORDINATE PIPING WITH OTHER DESCRIBERS PRIOR TO FABRICATION AND INSTALLATION. PROVIDE ANY OFFSETS AND TRANSITIONS TO COORDINATE WITH OTHER TRADES AS REQUIRED. PIPING IS SHOWN DIAGRAMMATICALLY AND SHALL BE ADJUSTED AS REQUIRED TO SUIT EXISTING OR FIELD CONDITIONS.
16. COORDINATE AVAILABLE ELECTRICAL CHARACTERISTICS AT JOB SITE WITH MECHANICAL EQUIPMENT'S ELECTRICAL REQUIREMENTS INDICATED IN ORDERING SCHEDULES PRIOR TO SUBMITTING SHOP DRAWINGS AND ORDERING EQUIPMENT.
17. ALL EQUIPMENT, PIPING, ETC., SHALL BE SUPPORTED AS DETAILER AND/OR VIBRATION-FREE. RIGID INSTALLATION.
18. COMBUSTIBLE MATERIAL SHALL NOT BE USED IN RETURN AIR PLenums UNLESS IT IS PROPERLY PROTECTED OR MEETS STANDARDS OF CLASS 1 DUCT MATERIAL AS DEFINED BY UL 941.
19. MATERIAL SHALL HAVE A SPREAD INDEX OF NO MORE THAN 25 AND A SHORTEST CURVED RADIUS OF NOT LESS THAN 35.
20. WARRANTY
  - A. CONSTRUCTION AND PROJECT SCOPE: PROVIDE ONE YEAR WARRANTY FOR PARTS AND LABOR.
  - B. EQUIPMENT: PROVIDE ONE YEAR MANUFACTURER'S WARRANTY FOR PARTS AND LABOR AND PROVIDE FIVE YEAR MANUFACTURER'S WARRANTY FOR COMPRESSORS.
  - C. RECORD DRAWINGS AS-BUILT DOCUMENTATION
  - D. ACCEPTANCE AND SHALL INCLUDE THE FOLLOWING AS A MINIMUM
    1. EQUIPMENT SCHEDULES SHALL REFLECT ALL CHANGES IN THE APPROVED EQUIPMENT THAT DEViate FROM THE SCHEDULES AND PERFORMANCE CAPACITIES AND ACCESSORIES.
    2. INCORPORATION OF FIELD AS-BUILT RED LINES REFLECTING DEVIATIONS FROM CONSTRUCTION DOCUMENTS ORIGINAL DESIGN.
21. FEES, PERMITS AND INSPECTIONS
  - A. THE DEPARTMENT SHALL PAY FOR ALL PERMITS AND APPLICATION FEES FOR THE WORKS FOR THE PURPOSE OF SUBMITTING DOCUMENTS FOR APPROVAL TO THE AUTHORITIES HAVING JURISDICTION.
  - B. THE CONTRACTOR SHALL PAY FOR ALL PERMIT INSPECTIONS AND ASSOCIATED REVIEWS FOR WORK UNDER THIS CONTRACT.
  - C. THE WORK WILL BE OBSERVED BY THE DEPARTMENT DURING THE COURSE OF CONSTRUCTION, PROVIDE FOR INSPECTION BY OTHERS HAVING JURISDICTION DURING THE PROPER PHASES.
22. TESTS AND INSPECTIONS
  - A. INCLUDE ALL TESTS AND INSPECTIONS SPECIFIED AND/OR REQUIRED UNDER LAWS, RULES AND REGULATIONS OF ALL DEPARTMENTS HAVING JURISDICTION. TESTS SHALL BE PERFORMED AS INDICATED HEREIN AND OTHER SECTIONS OF THE CONTRACT.
  - B. NOTIFY THE ENGINEER AT LEAST 72 HOURS IN ADVANCE OF ALL TESTS. FURNISH ALL NECESSARY INSTRUMENTS, GAUGES AND OTHER EQUIPMENT REQUIRED FOR TESTS. MAKE PRELIMINARY TESTS PRIOR TO GIVING NOTICE OF FINAL TESTS.
23. ACCEPTANCE INSPECTION
  - A. REPRESENTATIVES OF INSTALLERS RESPONSIBLE FOR WORK UNDER THIS CONTRACT SHALL BE PRESENT AT ALL INSPECTIONS. ALL DEFECTS SHALL BE CORRECTED AND ALL WORK SHALL BE RE-INSPECTED.
  - B. AS A PRECEDENT TO REQUESTING A FINAL INSPECTION, THE FOLLOWING STEPS SHALL BE MET: COMPLETE ALL WORK UNDER THIS SECTION OF THE SPECIFICATIONS.
    1. ENGINEER WILL LETTER FROM AN AUTHORIZED REPRESENTATIVE OF THE EQUIPMENT MANUFACTURER CERTIFYING THAT ALL WORK HAS BEEN CHECKED FOR OPERATION AND CALIBRATION AND THAT THE SYSTEM IS OPERATING AS INTENDED.
    2. CLEAN ALL DIRTY COOLING COILS AND OTHER EQUIPMENT THAT MAY HAVE ACCUMULATED DIRT DURING CONSTRUCTION.
    3. ALL TESTS SHALL BE CONDUCTED AND THE CONTRACTOR SHALL MAKE INSPECTION ITEMS APPEARING ON LIST OF CORRECTION THAT ARE DISPUTED BY INSTALLER, WHEN READY, REQUEST IN WRITING A RE-INSPECTION OF WORK.
    4. PROVIDE CERTIFICATION THAT ALL WORK IS IN CONFORMANCE WITH ALL REQUIREMENTS BY THE GOVERNING AGENCIES HAVING JURISDICTION OF THE WORK.
  - C. OPERATIONS AND PHASING
    - A. THIS FACILITY OPERATES 24 HOURS A DAY. THE CONTRACTOR SHALL SCHEDULE ALL WORK TO MINIMIZE ANY AC DOWN TIME. IN THE EVENT THAT TEMPORARY COOLING EQUIPMENT SYSTEMS AS REQUIRED TO MAINTAIN THESE SPACES AT 72 DEGREES FOR THE DURATION OF THIS PROJECT.
    - B. THE FACILITY IS DUST SENSITIVE. THE CONTRACTOR SHALL MAINTAIN THESE SPACES AND EQUIPMENT DUST FREE DURING THE LIFE OF THIS PROJECT. THE CONTRACTOR SHALL BE RESPONSIBLE FOR THE PROTECTION AND MAINTENANCE OF ALL SYSTEMS.
    - C. ALL A/C SHUT DOWNS, WORK ABOVE STAFF, OPERATIONS INTERRUPTIONS AND CONSTRUCTION PHASING SHALL BE SUBMITTED IN WRITING FOR APPROVAL 7 DAYS IN ADVANCE THROUGH THE DEPARTMENT'S CONSTRUCTION MANAGER.
24. OPERATIONS AND PHASING
  - A. THIS FACILITY OPERATES 24 HOURS A DAY. THE CONTRACTOR SHALL SCHEDULE ALL WORK TO MINIMIZE ANY AC DOWN TIME. IN THE EVENT THAT TEMPORARY COOLING EQUIPMENT SYSTEMS AS REQUIRED TO MAINTAIN THESE SPACES AT 72 DEGREES FOR THE DURATION OF THIS PROJECT.
  - B. THE FACILITY IS DUST SENSITIVE. THE CONTRACTOR SHALL MAINTAIN THESE SPACES AND EQUIPMENT DUST FREE DURING THE LIFE OF THIS PROJECT. THE CONTRACTOR SHALL BE RESPONSIBLE FOR THE PROTECTION AND MAINTENANCE OF ALL SYSTEMS.
  - C. ALL A/C SHUT DOWNS, WORK ABOVE STAFF, OPERATIONS INTERRUPTIONS AND CONSTRUCTION PHASING SHALL BE SUBMITTED IN WRITING FOR APPROVAL 7 DAYS IN ADVANCE THROUGH THE DEPARTMENT'S CONSTRUCTION MANAGER.
25. CORRECT DEFECTS DISCLOSED BY THESE TESTS WITHOUT ANY ADDITIONAL CHARGE TO THE DEPARTMENT. REPEAT TESTS ON REPAIRED OR REPLACED WORK.
26. MAINTAIN SEPARATE LOG OF ALL TESTS BEING CONDUCTED AND HAVE IT AVAILABLE FOR REVIEW BY ENGINEER. LOG TO INDICATE DATE, TYPE OF TESTS, DURATION AND DEFECTS NOTICED AND WHEN CORRECTED.
27. THE BUILDING INSPECTOR SUPERVISING THIS AGENCY SHALL PERSONALLY OBSERVE AND SIGN OFF ON THE FINAL ACCEPTANCE OF MECHANICAL AND PLUMBING SYSTEMS FROM THE DEPARTMENT'S REPRESENTATIVE.

DATE		BY		REVISIONS		DESCRIPTION	
ATKINS NORTH AMERICA, INC. 800 Wainwright Way Suite 700 Palm Beach, Florida 33480 Phone: 561.832.7275 Fax: 561.832.7275 FBR Certificate of Authorization No.: 24 PELAYO, J. CALANTE, P. E. No. 53829				STATE OF FLORIDA DEPARTMENT OF TRANSPORTATION FINANCIAL PROJECT ID 4067700-1-52-10		INTERIOR RENOVATION & ENCLOSEURE AT SR91 IMP-Y5 - BOCA TOLLS DATA CENTER GENERAL HVAC NOTES	
ROADNO: S.R. 91 COUNTY: PALM BEACH COUNTY				DRAWING NO.		M-002	

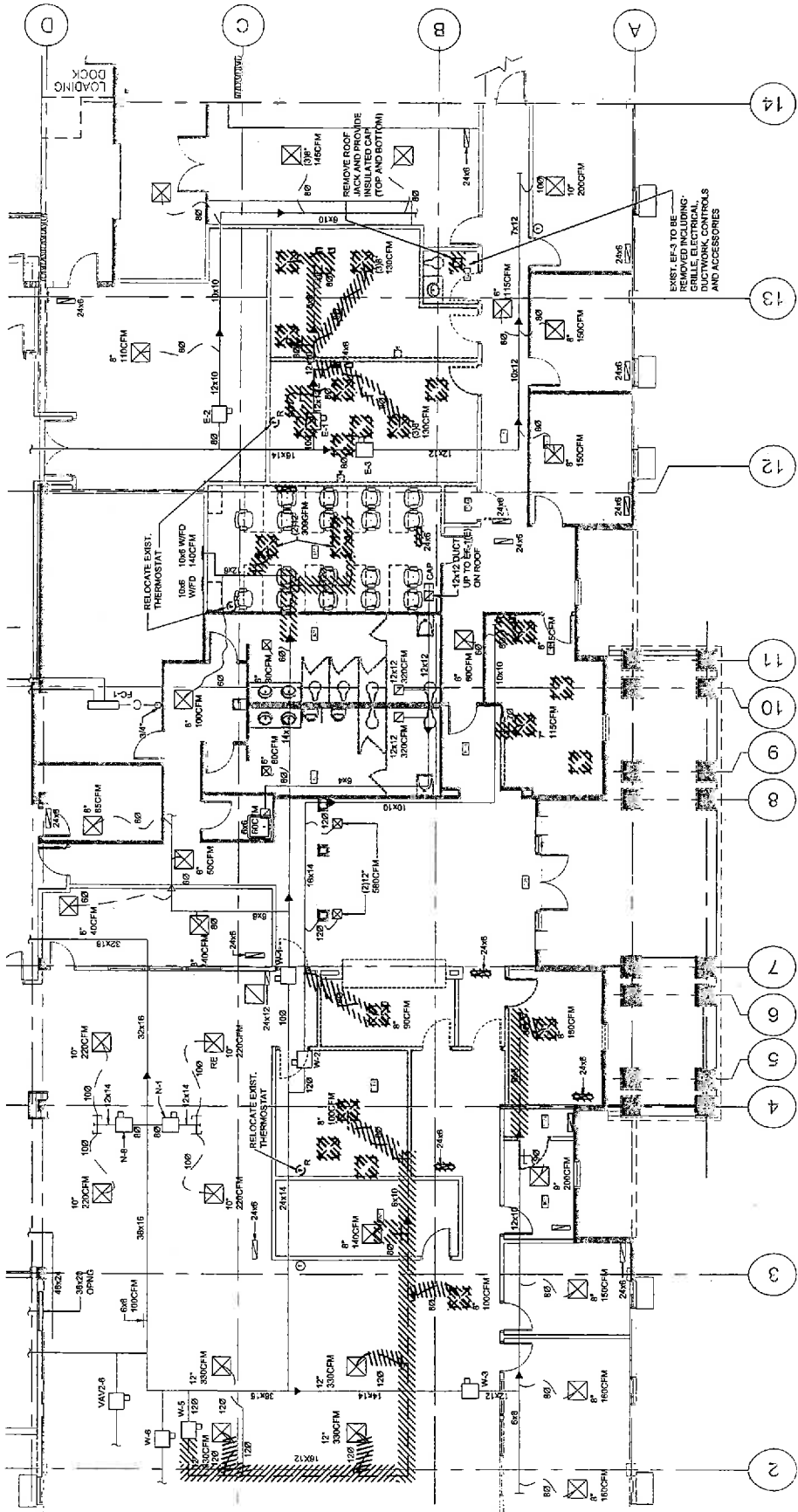







ATTACHMENT 'A'

PROJECT RENOVATION PLANS  
 ISSUE DATE: SEPTEMBER, 2018



1 DEMOLITION HVAC PLAN  
 WDW/1 SCALE: 3/32" = 1'-0"



REVISIONS		DESCRIPTION	
DATE	BY	DATE	BY

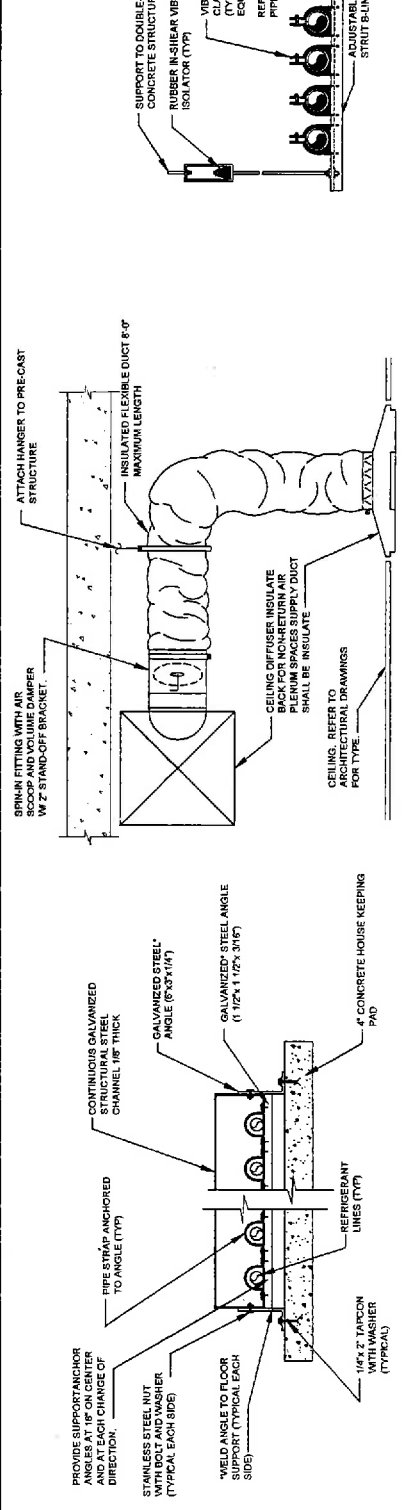
  

ATKINS NORTH AMERICA, INC. 800 Walnut Way Suite 700 Miami, FL 33130 Phone: 305-557-3378 Fax: 305-557-3379 FRIE Certificate of Authorization No. 24 Pelayo, J. Calante, P.E. No. 53828		STATE OF FLORIDA DEPARTMENT OF TRANSPORTATION ROADWAY COUNTY PALM BEACH COUNTY S.R. 91 408708-4-52-10	DRAWING NO. INTERIOR RENOVATION & ENCLOSURE AT SR91 MP 78 - BOCA TOLLS DATA CENTER SHEET NO. DEMOLITION HVAC PLAN MD101
------------------------------------------------------------------------------------------------------------------------------------------------------------------------------------------------------------	--	-------------------------------------------------------------------------------------------------------------------------	----------------------------------------------------------------------------------------------------------------------------------------



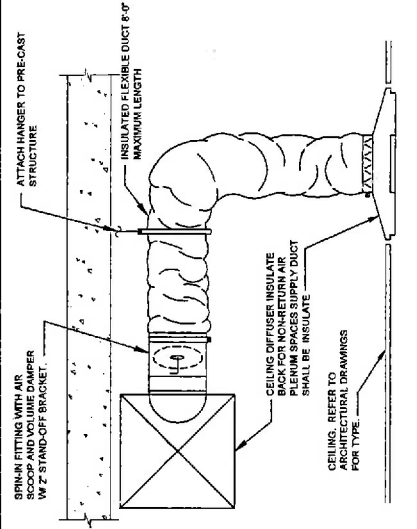
**ATTACHMENT 'A'**

PROJECT RENOVATION PLANS  
ISSUE DATE: SEPTEMBER 2018

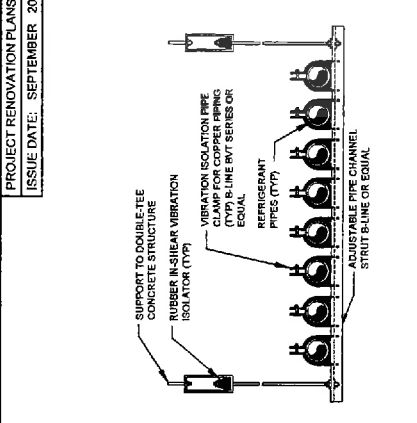


\* GALVANIZED AFTER FABRICATION.

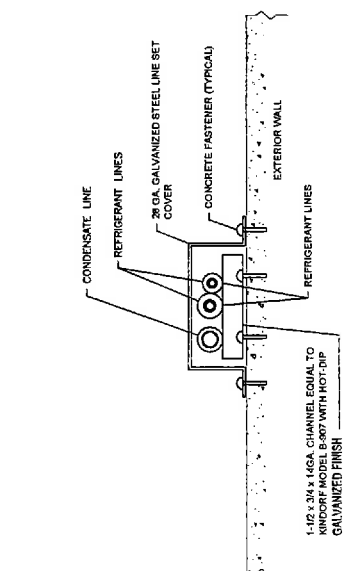
**1 PIPING SUPPORT/SHIELD DETAIL**  
SCALE: NTS



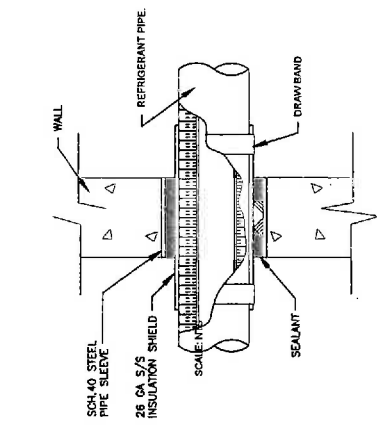
**2 CEILING DIFFUSER DETAIL**  
SCALE: NTS



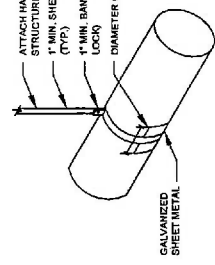
**3 PIPE HANGER DETAIL**  
SCALE: NTS



**4 LINE SET COVER DETAIL**  
SCALE: NTS

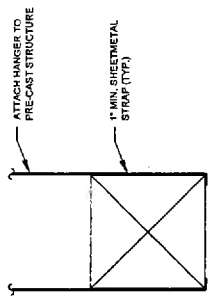


**5 TYPICAL WALL PENETRATION DETAIL**  
SCALE: NTS



**6 ROUND FLEXIBLE DUCTWORK**  
SCALE: NTS

- NOTES:
1. ALL CHANNEL SECTIONS SHALL BE HOT DIPPED GALVANIZED.
  2. SUPPORT SYSTEM MUST NOT DAMAGE DUCT, INSULATION, OR CAUSE DUCT SHAPE DEFORMATION.
  3. HANGER SIZES SHALL BE IN ACCORDANCE WITH SMACNA, LATEST EDITION.



**7 RECTANGULAR DUCTWORK**  
SCALE: NTS

**8 DUCTWORK SUPPORT DETAIL**  
SCALE: NTS

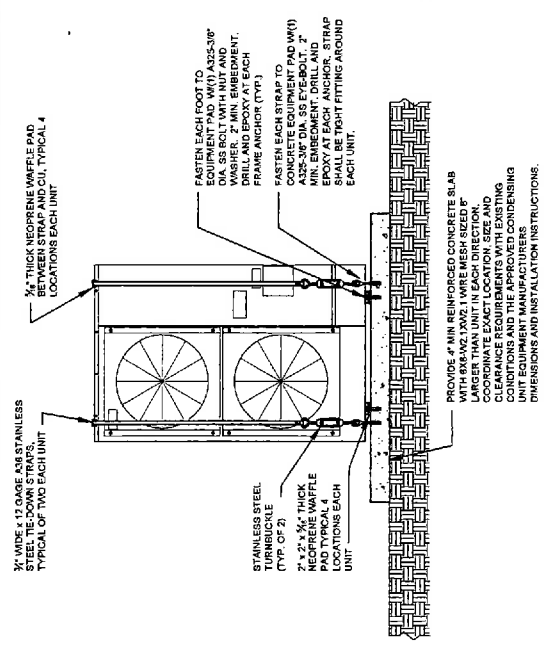
DATE	BY	DESCRIPTION	DATE	BY	DESCRIPTION

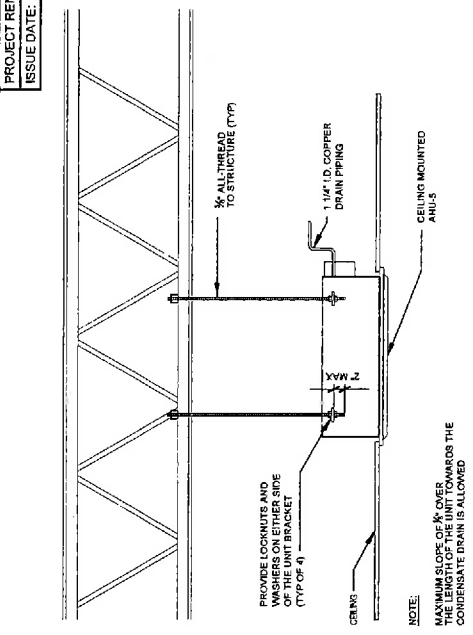
<b>ATKINS NORTH AMERICA, INC.</b> 600 Main Street, 3rd Floor Miami, Florida 33128 FEPR Certificate of Authorization No. 24 PELAYO J. CALANTE, P.E. No. 53828		STATE OF FLORIDA DEPARTMENT OF TRANSPORTATION FINANCIAL PROJECT ID ROAD NO. S.R. 91 COUNTY PALM BEACH COUNTY PROJECT NO. 408709-1-52-10	INTERIOR RENOVATION & ENCLOSURE AT SR91 MP 75 - BOCA TOLLS DATA CENTER DRAWING NO. M-501
--------------------------------------------------------------------------------------------------------------------------------------------------------------------------	--	--------------------------------------------------------------------------------------------------------------------------------------------------------	------------------------------------------------------------------------------------------------

ATTACHMENT 'A'

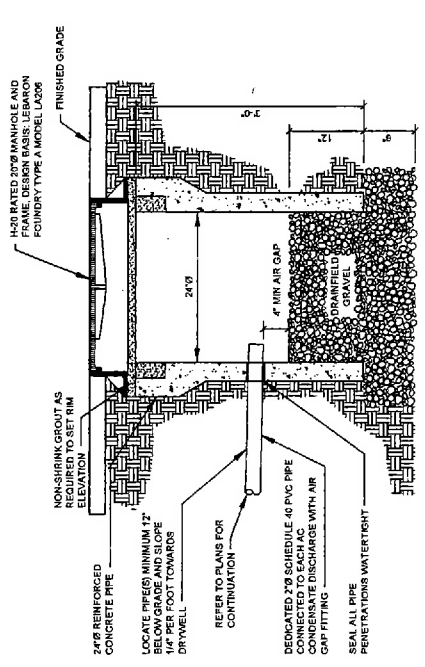
PROJECT RENOVATION PLANS  
 ISSUE DATE: SEPTEMBER, 2018



1 CONDENSING / HEAT PUMP UNIT MOUNTING DETAIL  
 M-502 SCALE: NTS



2 CEILING MOUNTED AHU DETAIL  
 M-502 SCALE: NTS



3 CONDENSATE DRYWELL DETAIL  
 M-502 SCALE: NTS

DATE	BY	DESCRIPTION	REVISIONS

ATKINS NORTH AMERICA, INC. 400 W. Main Street Suite 700 Palm Beach, FL 33480 Phone: 561.833.3376 Fax: 561.833.3379 PEPR Certificate of Authorization No. 24 PELAYO J. CALANTE, P.E. No. 53499		STATE OF FLORIDA DEPARTMENT OF TRANSPORTATION FINANCIAL PROJECT ID S.R. 91 COUNTY PALM BEACH COUNTY 408709-1-52-10	INTERIOR RENOVATION & ENCLOSURE AT SR91 MP 75-BOCA TOLLS DATA CENTER HVAC DETAILS M-502
--------------------------------------------------------------------------------------------------------------------------------------------------------------------------------------------------------------------	--	--------------------------------------------------------------------------------------------------------------------------------------	--------------------------------------------------------------------------------------------------

ATTACHMENT 'A'

PROJECT RENOVATION PLANS  
ISSUE DATE: SEPTEMBER, 2018

EQUIPMENT TAG	EF-1
REFERENCE MANUFACTURER / MODEL	GREENHECK / SP-9110
VOLUME (CFM)	90
EXTERNAL SP. (IN. WD.)	0.5
PAN TYPE	BT
SONES	1.5
WATER RESISTANT (W)	NO
WARRANTY (YRS)	5
WARRANTY COLE RELEASE	18001
WEIGHT WITH ACCESSORIES	17.0
NOTES	1-8

SCHEDULE NOTES:

1. PROVIDE WITH SINGLE POINT POWER CONNECTION
2. CORROSION RESISTANT GALVANIZED STEEL SCROLL AND HOUSING
3. PROVIDE 1/2" RIGID DUCT CONNECTION
4. PROVIDE ROUND HODDER WALL CAP WITH DAMPER (PH: VAC-6)
5. PROVIDE ROUND DUCT CONNECTION
6. PROVIDE ALUMINUM GRILLE WITH WHITE ENAMEL FINISH (PH: SMAR3)
7. INTERLOCK WITH LIGHT SWITCH
8. PROVIDE 10 MIN. TIME DELAY SWITCH

DESIGNATION	DESCRIPTION	TYPE	MANUFACTURER	MODEL
CD	CAN PACKED DAMPER	LAY-IN	TITUS	TMS-AA
CD1	COUNTER FACE EXTRUDED	SURFACE MOUNTED	TITUS	TDC-AA
RG	48"X48" SP. EXTRUDED LOUVER	LAY-IN	TITUS	JFL

NOTES:

1. PROVIDE VOLUME EXTRACTORS BEHIND EACH SUPPLY OUTLET AND/OR AT EACH DUCT BRANCH
2. PROVIDE C.B. DAMPERS AT ALL DUCT BRANCH TAKE OFF SERVING SUPPLY, RETURN AND EXHAUST BRANCHES
3. PROVIDE RETURN AIR BOOTS FOR ALL CEILING MOUNTED RETURN AIR GRILLES AND REGISTERS

REQUIREMENTS	YES	NO
DUCT SMOKE DETECTOR	X	
FIRE DAMPER (S)	X	
SMOKE DAMPER (S)	X	
FIRE RATED ENCLOSURE	X	
FIRE RATED ROOF / CEILING ASSEMBLY	X	
FIRE STOPPING	X	
SMOKE CONTROL	X	
RADIANT DAMPERS AT CEILING	X	

DESIGNATION	DESCRIPTION	UNIT WEIGHT (LBS)	OUTDOOR CONDENSING UNIT (CU)	
COOLING	RATED TOTAL CAPACITY (MBH) SENSIBLE CAPACITY (MBH) VARIABLE CAPACITY RANGE (MBH) SYSTEM BEERCOOP AT 47 DBS RATED TOTAL CAPACITY AT 47 DBS F (MBH) SENSIBLE CAPACITY RANGE (MBH) VARIABLE CAPACITY RANGE (MBH) SYSTEM BEERCOOP AT 47 DBS F (MBH) MINIMUM SYSTEM SEER (EER) MINIMUM SYSTEM SEER (EER) REFRIGERANT MITSUBISHI	35.0 30.0 16.0 - 24.0 21.8-4.38 35.0 18.2-9.0 24.0 24.0 10 10 R410A	240180 2175	
HEATING	SYSTEM ELECTRICAL REQUIREMENTS (VOLTS/PHASE/HERTZ) MCA INDOOR/OUTDOOR (AMPS) INDOOR CEILING MOUNTED AIR HANDLING UNIT (AHU) EQUIPMENT TAG REFERENCE MODEL NUMBER TOTAL SUPPLY AIR FLOW (CFM) TOTAL OUTSIDE AIR FLOW (CFM) SUPPLY AIR FLOW RATES (LOW/MED-HIGH) WET COIL ECM BLOWER MOTOR FLA (AMPS) ECM BLOWER MOTOR OUTPUT (WATTS) ECM BLOWER MOTOR OUTPUT (PH/50HZ) FILTER UNIT WEIGHT (LBS)	240180 2175 AHU-5 PLAASREAZ 50 50 600-810-990-1160 0.95 85 45 17		HR-5 RUG-ASR/HR-5 DC INVERTER TWIN ROTARY 0.50 31 80 214 1.7

SCHEDULE NOTES:

1. PROVIDE WITH SINGLE POINT POWER CONNECTION AT THE OUTDOOR UNIT, INDOOR UNIT POWER SUPPLIES FROM OUTDOOR UNIT
2. PROVIDE OUTDOOR CONDENSING UNITS WITH MANUFACTURER'S BEACONST PROTECTION PACKAGE.
3. PROVIDE MANUFACTURERS WIRED AC CONTROLLER MODEL PAR-390AA-J.
4. PROVIDE RIGID CONDUIT (EMT) FOR ALL CONTROL WIRING.
5. PROVIDE 1/2" RIGID DUCT CONNECTION
6. PROVIDE OUTSIDE AIR BOOT FOR ALL WALL CAP
7. UNIT PROVIDED WITH AN INTERNAL CONDENSATE DRAIN MECHANISM OF 33.716"

DESIGNATION	EXIST. TOTAL CFM	NEW TOTAL CFM	MIN. CFM	RILEY SIZE	HEATING KW
W-1	1315	1315	0	10"	---
W-2	1540	1450	500	12"	8
W-3	830	850	500	8"	3
W-5	1060	1060	0	12"	---
E-1	790	790	0	8"	---

NOTE: RE-BALANCE EXISTING BOX TO CFM NOTED ON SCHEDULE.

WEST PALM BEACH FLORIDA	SUMMER DB(°F)	WINTER DB(°F)
INDOOR*	75	62.5
OUTDOOR*	91.0	78.0

\*PER ASHRAE 2013 FUNDAMENTALS HANDBOOK

DATE	BY	DESCRIPTION	REVISION'S	DATE	BY	DESCRIPTION
STATE OF FLORIDA DEPARTMENT OF TRANSPORTATION ROAD NO. S.R. 91 COUNTY PALM BEACH COUNTY FINANCIAL PROJECT ID 408709-1-52-10				INTERIOR RENOVATION & ENCLOSURE AT SR91 MP 75-7 BOCA TOLLS DATA CENTER HVAC SCHEDULES M-601		
ATKINS NORTH AMERICA, INC. 4100 Westwood Hwy Suite 700 Miami, Florida 33128 State of Florida Professional Engineer License No. 24 PE License No. 18000 PELAYO J. CALANTE, P.E. No. 53878						

**SHOP DRAWINGS**

PRIOR TO THE SUBMISSION OF ANY SHOP DRAWINGS, PREPARE AND SUBMIT A SCHEDULE OF SUBMITTALS THAT IDENTIFY THE WORK FOR WHICH SHOP DRAWINGS APPLY, AS DEPICTED IN THE FOOT STANDARD SPECIFICATIONS FOR ROAD AND BRIDGE CONSTRUCTION.

SHOP DRAWINGS SHALL BE SUBMITTED TO THE DEPARTMENT AND SHALL BEAR THE CONTRACTOR'S APPROVAL STAMP WITH DATE AND INITIALS AND WHEN APPLICABLE, THE SIGNATURE AND EMBOSSED SEAL OF THE SPECIALTY ENGINEER. THE SPECIALTY ENGINEER SHALL REVIEW THE SHOP DRAWINGS IN CONFORMANCE WITH THE TURNSHEET PREPARATION AND PRACTICES HANDBOOK AND THE SHOP DRAWINGS PREPARATION MANUAL. THE DEPARTMENT'S ENGINEER OF RECORD SHALL REVIEW THE SHOP DRAWINGS TO EVALUATE COMPLIANCE WITH THE PROJECT REQUIREMENTS AND PROVIDE ANY COMMENTS TO THE CONTRACTOR. THE CONTRACTOR SHALL REVISE THE SHOP DRAWINGS TO ASSURE THAT THE CONTRACTOR HAS BEEN INDEPENDENTLY REVIEWED AND IS IN GENERAL CONFORMANCE WITH THE PLANS.

SUBMIT ELECTRONICALLY AND WHEN APPLICABLE, INCLUDE ONE (1) ORIGINAL SET OF CALCULATIONS AND DRAWINGS SIGNED AND SEALED WITH THE SIGNATURE AND EMBOSSED SEAL OF THE SPECIALTY ENGINEER.

CLEARLY LABEL TRADE LITERATURE AND CATALOGUE INFORMATION ON THE FRONT COVER WITH THE TITLE, FINANCIAL, PROJECT IDENTIFICATION NUMBER, DATE AND NAME OF THE FIRM AND PERSON(S) RESPONSIBLE FOR THE DOCUMENT.

PROVIDE COPIES OF MATERIAL CERTIFICATIONS AND MATERIAL TEST TO THE DEPARTMENTS REPRESENTATIVE.

**PLUMBING LEGEND**

SYMBOL	DESCRIPTION
	EXISTING SANITARY PIPE
	EXISTING VENT PIPE
	EXISTING COLD WATER PIPE
	EXISTING HOT WATER PIPE
	SANITARY PIPE
	VENT PIPE
	COLD WATER PIPE
	HOT WATER PIPE
	HOSE BIBB
	CHECK VALVE
	SHUT-OFF VALVE
	TRAP
	FLOOR DRAIN
	FLOOR CLEAN-OUT
	WALL CLEAN-OUT
	VENT THRU ROOF
	CLEAN-OUT ON GRADE
	CONNECT TO EXISTING
	ELECTRIC WATER COOLER
	LAVATORY
	WATER CLOSET
	URINAL
	HOSE BIBB
	FLOOR DRAIN
	VENT
	VENT THROUGH ROOF
	MOP BASIN
	COLD WATER
	HOT WATER
	SANITARY
	DRAIN, WASTE, VENT
	COMPRESSED AIR
	EYE WASH
	EXISTING
	EXISTING TO REMAIN
	EXISTING TO BE REMOVED
	TRAP PRIMER

REVISIONS		DESCRIPTION	
DATE	BY	DATE	BY

ATKINS NORTH AMERICA, INC. 600 Waterford Way Suite 700 Palm Beach, FL 33461 P.E. No. 53829 PELAYO J. CALANTE, P.E. No. 53829		STATE OF FLORIDA DEPARTMENT OF TRANSPORTATION COUNTY: PALM BEACH COUNTY: COUNTY	INTERIOR RENOVATION & ENCLOSURE AT SR81 MP 75 - BOCA TOLLS DATA CENTER <b>PLUMBING GENERAL NOTES                  AND LEGEND</b>
BOARD NO: S.R. 81 FINANCIAL PROJECT ID: 408708-1-52-10		DRAWING NO: P-001	DRAWING INC.

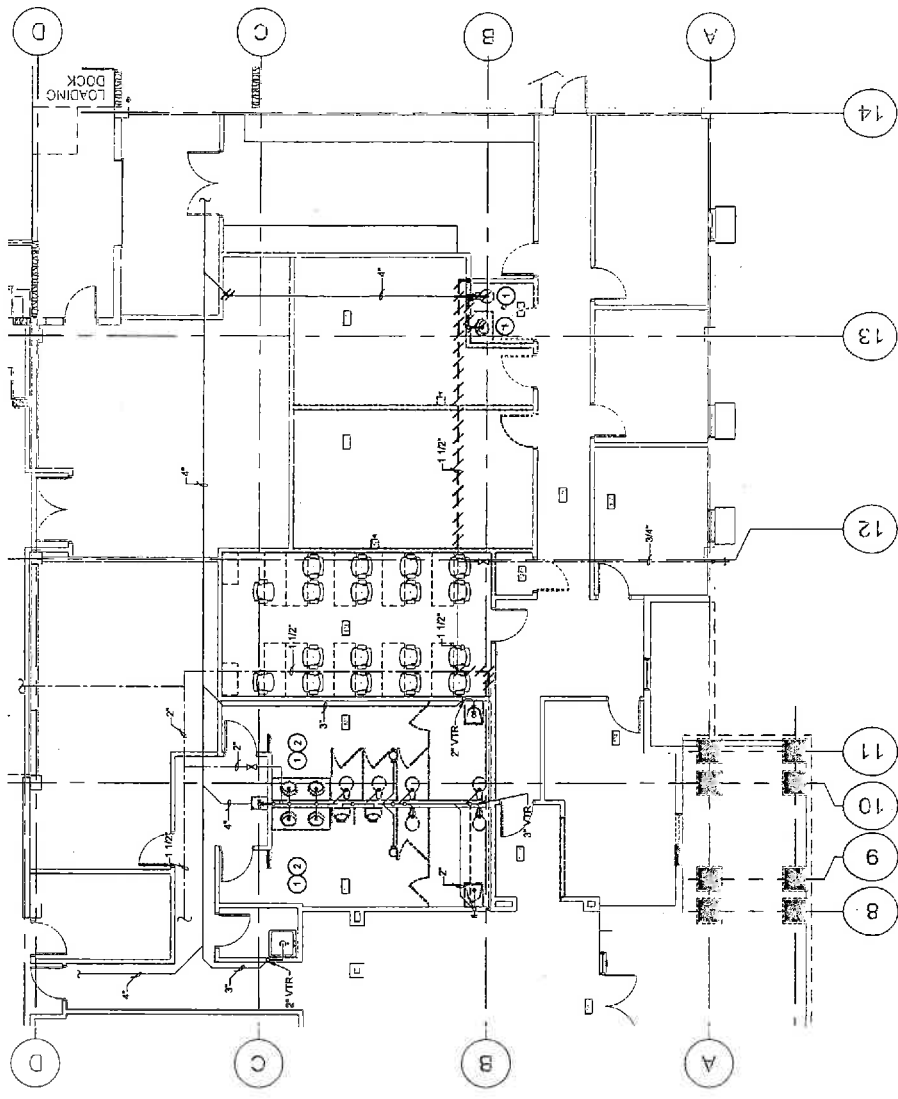






ATTACHMENT "A"

PROJECT RENOVATION PLANS  
 ISSUE DATE: SEPTEMBER 2018



- ROOM #120 & 121 NOTES:**
- 1 REMOVE EXIST. FIXTURES (SEE ARCH.)
  - 2 ADJUST WATER SAN. WAST AND TP ROUGH-IN PIPING FOR THE INSTALLATION OF NEW FIXTURES.



1 SANITARY AND DOMESTIC WATER DEMOLITION PLAN  
 (Print) SCALE: 3/32" = 1'-0"



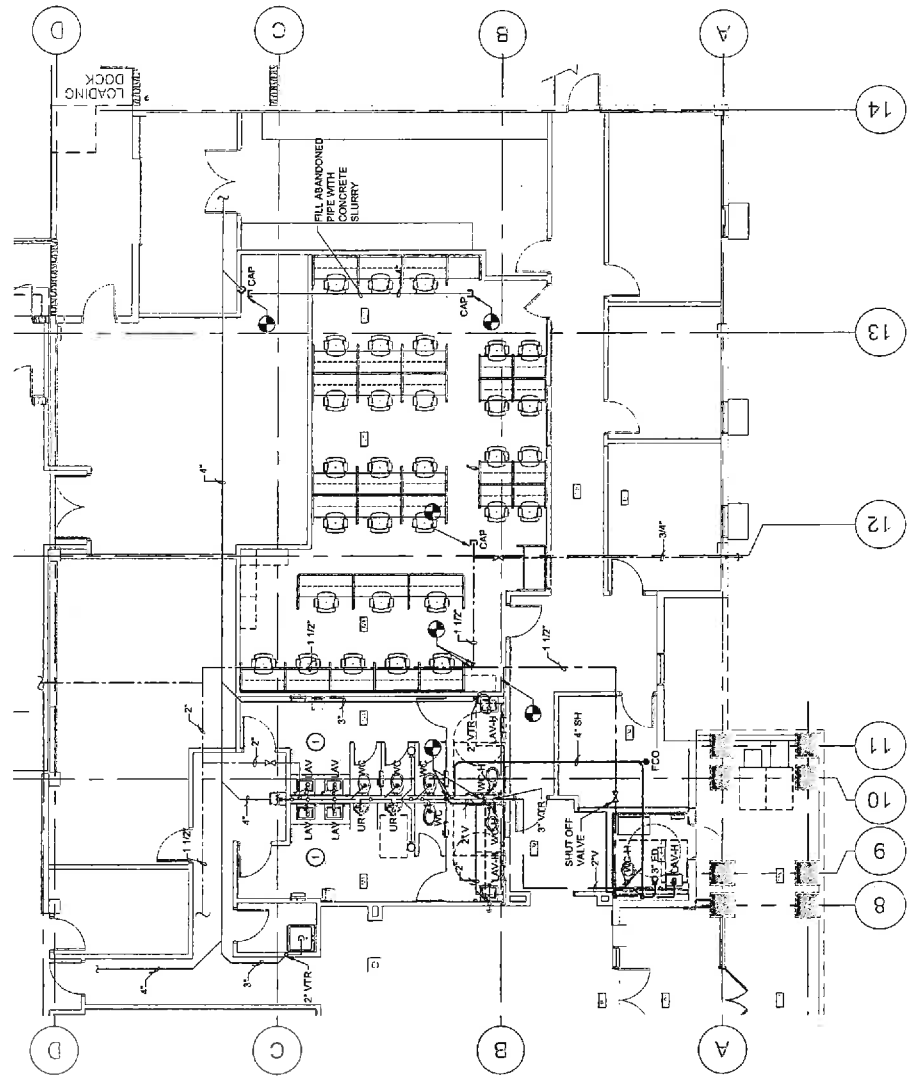
DATE	BY	DESCRIPTION	REVISIONS	DATE	BY	DESCRIPTION

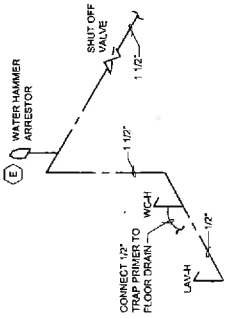
ATKINS NORTH AMERICA, INC. 10000 Woodway Suite 700 Miami, Florida 33126 Phone: (305) 444-4444 FEPR Certificate of Authorization No. 24 PELAYO J. CALANTE, P.E. No. 53828		STATE OF FLORIDA DEPARTMENT OF TRANSPORTATION ROAD NO. S.R. 81 COUNTY PALM BEACH FINANCIAL PROJECT ID 408708-1-52-10	INTERIOR RENOVATION & ENCLOSURE AT SR81 MP 75+ BOCA TOLLS DATA CENTER SANITARY AND DOMESTIC WATER DEMOLITION PLAN	DRAWING NO. PD101 SHEET NO.
--------------------------------------------------------------------------------------------------------------------------------------------------------------------------------------------	--	----------------------------------------------------------------------------------------------------------------------------------	----------------------------------------------------------------------------------------------------------------------------	--------------------------------

PROJECT RENOVATION PLANS  
 ISSUE DATE: SEPTEMBER 2018

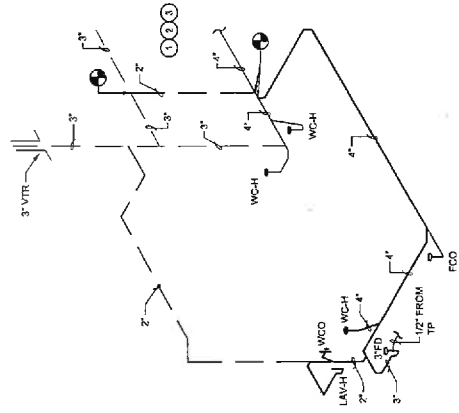
ATTACHMENT 'A'



1 SANITARY AND DOMESTIC WATER PLAN AND ISOMETRICS  
 SCALE: 3/32" = 1'-0"



**PARTIAL DOMESTIC WATER ISOMETRIC**  
 SCALE: N.T.S.



**PARTIAL SANITARY ISOMETRIC**  
 SCALE: N.T.S.

REVISIONS AND NOTES:  
 1. PROVIDE NEW FIXTURE MOUNTING CARRIER.



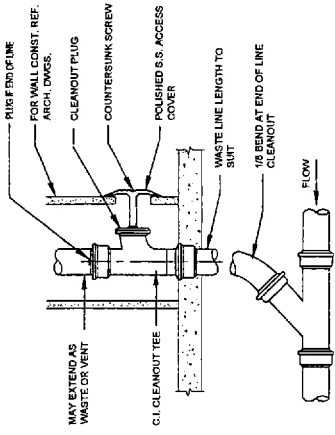
DATE	BY	DESCRIPTION	ELEVATIONS	DATE	BY	DESCRIPTION

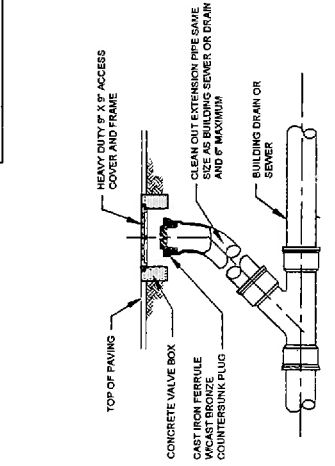
ATKINS NORTH AMERICA, INC. 10000 N. Pine Street Suite 1200 Miami, Florida 33126 Federal Certificate of Authorization No. 24 PELAYO J. CALANTE, P.E. No. 50828		STATE OF FLORIDA DEPARTMENT OF TRANSPORTATION ROAD NO. S.R. 91 COUNTY PALM BEACH COUNTY 408709-4-52-10	INTERIOR RENOVATION & ENCLOSURE AT SR91 MP 75 - BOCA TOLLS DATA CENTER <b>SANITARY AND DOMESTIC WATER                  PLAN AND ISOMETRICS</b>	DRAWING NO. SUBJECT NO. P-101
------------------------------------------------------------------------------------------------------------------------------------------------------------------------------	--	--------------------------------------------------------------------------------------------------------------------	----------------------------------------------------------------------------------------------------------------------------------------------------------	-------------------------------------

ATTACHMENT "A"

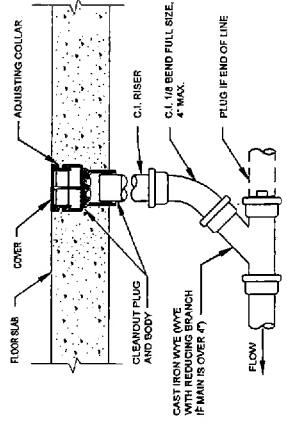
PROJECT RENOVATION PLANS  
 ISSUE DATE: SEPTEMBER 2018



**1** WALL CLEANOUT DETAIL  
 P-501 SCALE: NTS



**2** EXTERIOR CLEANOUT DETAIL  
 P-501 SCALE: NTS



**3** FLOOR CLEANOUT DETAIL  
 P-501 SCALE: NTS

REVISIONS		DATE	BY	DESCRIPTION

**ATKINS NORTH AMERICA, INC.**  
 600 Waterford Way  
 Suite 700  
 Palm Beach, FL 33426  
 Phone: 561.892.7275  
 Fax: 561.892.7275  
 FBRP Certificate of Authorization No.: 24  
**PELAYO J. CALAMITE, P.E. No. 521829**

STATE OF FLORIDA  
 DEPARTMENT OF TRANSPORTATION  
 COUNTY: PALM BEACH  
 COUNTY: PALM BEACH  
 ROADNO: S.R. 81  
 FINANCIAL PROJECTID: 408709-1-52-10

INTERIOR RENOVATION & ENCLOSURE  
 AT SR81 MP 75 - BOCA TOLLS DATA CENTER  
**PLUMBING DETAILS**

DRAWING NO: P-501  
 SHEET NO: P-501



**LEGEND**

- EXISTING FIRE SPRINKLER PIPING TO REMAIN
- EXISTING FIRE SPRINKLER PIPING TO BE REMOVED
- NEW FIRE SPRINKLER PIPING
- EXISTING FIRE SPRINKLER HEAD TO BE REMOVED
- EXISTING SEMI RECESSED PENDANT SPRINKLER HEAD TO REMAIN
- NEW SEMI RECESSED PENDANT SPRINKLER HEAD FROM PREACTION SYSTEM
- END OF DEMOLITION
- CONNECT TO EXISTING

**FIRE PROTECTION GENERAL NOTES**

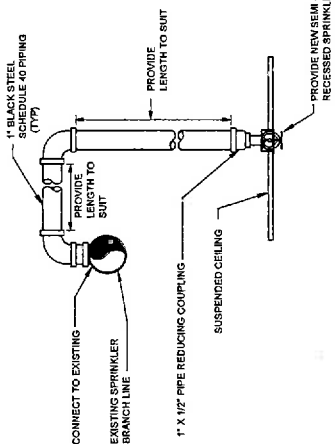
1. THE FIRE SPRINKLER CONTRACTOR SHALL PROVIDE ALL SURVEY, COORDINATION, ENGINEERING, NEW WORK, AS REQUIRED TO PROVIDE A FULLY OPERATIONAL WET PIPE SPRINKLER SYSTEM TO COMPLY WITH N.F.P.A. 13, THE STATE FIRE MARSHALL AND TO MEET THE APPROVAL OF THE STATE FIRE MARSHALL. THE CONTRACTOR SHALL BE RESPONSIBLE FOR OBTAINING ALL NECESSARY PERMITS AND APPROVALS FOR REVIEW PRIOR TO INSTALLATION OR ORDERING OF ANY MATERIALS. THESE DOCUMENTS SHALL CONSIST OF SHOP DRAWINGS, HYDRAULIC CALCULATIONS, PRESSURE FLOW TESTS AND MATERIAL EQUIPMENT SUBMITTAL DATA PREPARED UNDER THE SUPERVISION OF A FLORIDA REGISTERED PROFESSIONAL ENGINEER. SHOP DRAWINGS AND HYDRAULIC CALCULATIONS SHALL BE SIGNED, SEALED AND SHALL MEET THE APPROVAL OF ALL THE LOCAL AUTHORITIES PRIOR TO SUBMISSION.
2. CONTRACTOR SHALL PROVIDE ALL LABOR, MATERIALS, SYSTEM SHUT-DOWNS, FIRE WATCH, AND EQUIPMENT FOR COMPLETE FIRE PROTECTION SYSTEM INCLUDING CONTROLS, CONTROL WIRING, PIPING TO MATCH EXISTING AND ALL FITTINGS, SPECIALTIES, ANCHORING/SUPPORTING OF EXISTING PIPING, AUXILIARY MATERIALS AND ACCESSORIES AS SHOWN ON THE DRAWINGS AND SPECIFIED HEREIN.
3. IT SHALL BE THE RESPONSIBILITY OF THE CONTRACTOR TO VISIT THE SITE OF THE WORK AND BECOME FAMILIAR WITH ALL AVAILABLE INFORMATION REGARDING THE LOCATION OF EXISTING FACILITIES. FAILURE OF THE CONTRACTOR TO FULLY INFORM HIMSELF OF ALL EXISTING CONDITIONS WILL NOT BE CAUSE FOR ADDITIONAL COMPENSATION.
4. ALL EQUIPMENT AND MATERIALS USED IN THIS INSTALLATION SHALL BE NEW, OF APPROVED QUALITY AND MANUFACTURE AND, UNLESS OTHERWISE NOTED, SHALL BE STANDARD CATALOG ITEMS OF THE VARIOUS MANUFACTURERS. EACH COMPONENT OF THE WORK SHALL BE COMPLETE, CONNECTED AND CAPABLE OF SATISFACTORY FUNCTIONAL OPERATION.
5. ALL EQUIPMENT SHALL FIT THE ALLOTTED SPACE AND SHALL LEAVE REASONABLE ACCESS ROOM FOR SERVICING AND REPAIRS. GREATER SPACE AND ROOM REQUIRED BY SUBSTITUTED EQUIPMENT SHALL BE PROVIDED BY THE CONTRACTOR AND AT HIS EXPENSE AND MEETING THE APPROVAL OF THE CONSTRUCTION MANAGER.
6. IF THE CONTRACTOR DISCOVERS ANY DISCREPANCIES BETWEEN EQUIPMENT DIMENSIONS AND SPACE ALLOTMENTS THEREFORE, HE SHALL NOTIFY THE CONSTRUCTION MANAGER IN WRITING AND SHALL NOT PROCEED WITH THE WORK UNTIL HE HAS RECEIVED WRITTEN INSTRUCTIONS FROM THE CONSTRUCTION MANAGER.
7. THE CONTRACTOR SHALL DO NO CUTTING THAT MAY IMPAIR STRENGTH OF BUILDING CONSTRUCTION. NO HOLES, EXCEPT FOR SMALL SCREWS, MAY BE DRILLED IN BEAMS OR OTHER STRUCTURAL MEMBERS WITHOUT OBTAINING PRIOR APPROVAL OF THE CONSTRUCTION MANAGER.
8. THE CONTRACTOR SHALL FURNISH ALL ELECTRICAL AND FIRE ALARM WORK ASSOCIATED WITH FIRE PROTECTION SYSTEM EQUIPMENT, INCLUDING ELECTRICAL CONTROLS, SWITCHES, CONTRACTORS AND DETECTORS FOR ALL SYSTEM COMPONENTS/EQUIPMENT ITEMS, INCLUDING NAME. ALL ELECTRICAL FIRE ALARM WORK SHALL CONFORM IN ALL RESPECTS TO THE REQUIREMENTS OF THE CURRENT NATIONAL ELECTRICAL CODE.
9. THE CONTRACTOR SHALL GUARANTEE ALL WORK, MATERIALS, EQUIPMENT, ETC. AGAINST DEFECTS FOR A PERIOD OF ONE YEAR FROM THE DATE OF THE FINAL ACCEPTANCE IN ADDITION TO THE GUARANTEE. THE CONTRACTOR SHALL PROVIDE THE PERFORMANCE WARRANTIES AS SPECIFIED FOR THE EQUIPMENT IN THE VARIOUS SECTIONS.
10. COMBUSTIBLE MATERIAL SHALL NOT BE USED IN RETURN AIR FLENUM UNLESS IT IS PROPERLY PROTECTED OR MEETS STANDARDS OF CLASS 1 DUCT MATERIAL AS DEFINED BY UL 181.

**WET PIPE AND DOUBLE INTERLOCKED PRE-ACTION FIRE SPRINKLER SYSTEMS NOTE:**

THE FIRE SPRINKLER CONTRACTOR SHALL PROVIDE ALL SURVEY, COORDINATION, ENGINEERING, NEW WORK, AS REQUIRED TO PROVIDE A FULLY OPERATIONAL WET PIPE SPRINKLER SYSTEM TO COMPLY WITH N.F.P.A. 13 AND TO MEET THE APPROVAL OF ALL LOCAL AUTHORITIES. THE CONTRACTOR SHALL BE RESPONSIBLE FOR OBTAINING ALL NECESSARY PERMITS AND APPROVALS FOR REVIEW PRIOR TO INSTALLATION OR ORDERING OF ANY MATERIALS. THESE DOCUMENTS SHALL CONSIST OF SHOP DRAWINGS, HYDRAULIC CALCULATIONS AND SHOP DRAWINGS, MATERIALS/EQUIPMENT SUBMITTAL DATA AND BE SHALL BE PREPARED UNDER THE SUPERVISION OF A FLORIDA REGISTERED PROFESSIONAL ENGINEER. SHOP DRAWINGS AND HYDRAULIC CALCULATIONS SHALL BE SIGNED, SEALED AND SHALL MEET THE APPROVAL OF ALL THE LOCAL AUTHORITIES PRIOR TO SUBMISSION.

**BUILDING FIRE SPRINKLER REQUIREMENTS**

1. LIGHT HAZARD - OFFICES (205 SQ. FT. MAX PER HEAD)  
DENSITY: 1500 SQ. FT. x 0.1 GPM PER SQ. FT.  
OFFICE AREA (SUSPENDED CEILING) SEMI - RECESSED SPRINKLER HEAD, K=5.6 CHROME FINISH.



- NOTES:
1. ADJUST SPRINKLER DROPS AS NECESSARY TO CLEAR OBSTRUCTIONS FROM THE SPRINKLER HEADS.
  2. PROVIDE A PIPE HANGER IF THE HORIZONTAL OFFSET LENGTH EXCEEDS 24 INCHES.

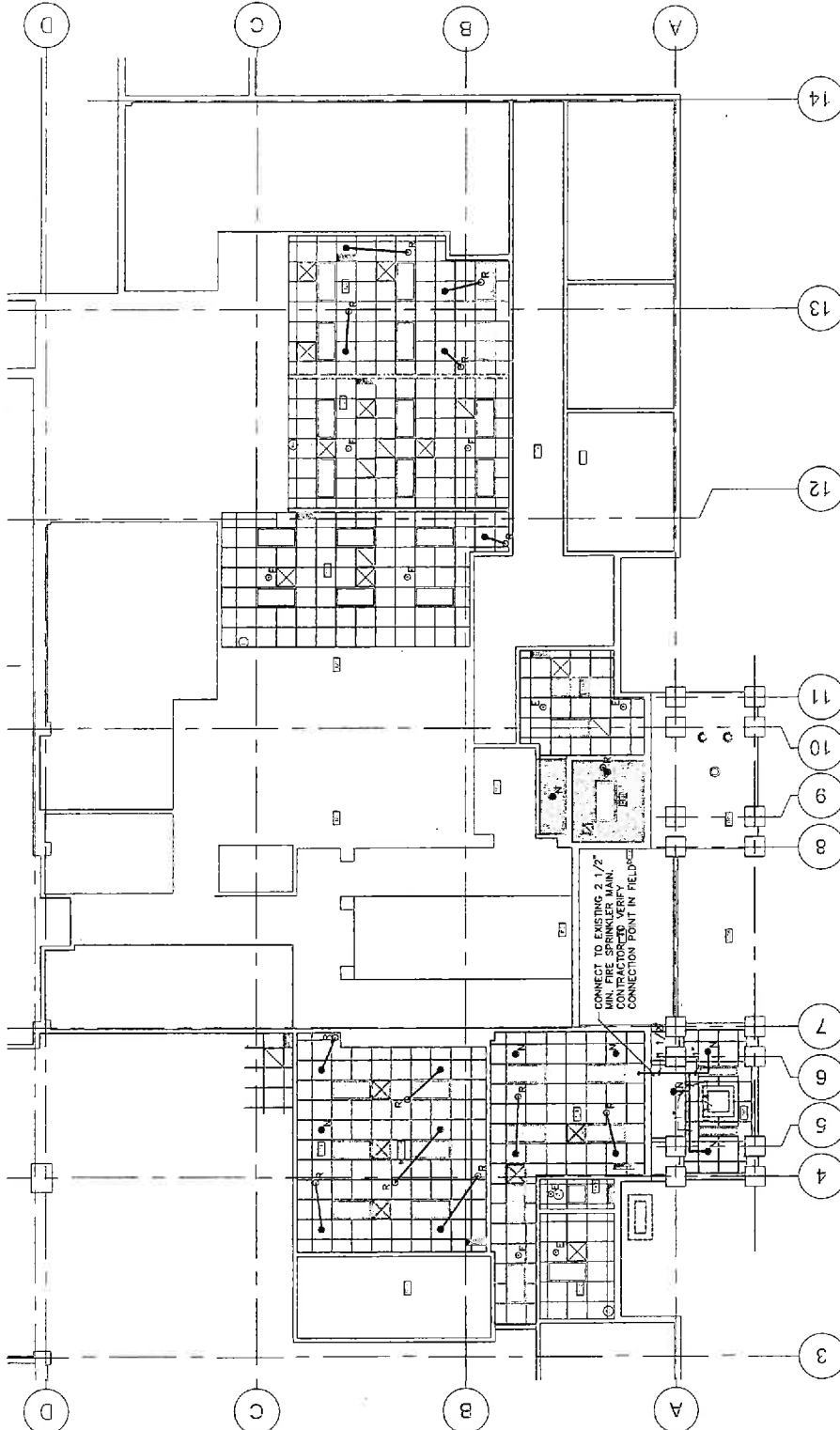
**TYPICAL NEW SPRINKLER HEAD DROP**

DATE		BY		REVISIONS		DESCRIPTION
DATE	BY	DATE	BY	DESCRIPTION	DATE	DESCRIPTION

ATKINS NORTH AMERICA, INC. 800 Waterford Way Bellaire, Texas 77408 361-592-7275 FIRP Certificate of Authorization No. 24 PELAYO J. CALANTE, P.E. No. 53829	STATE OF FLORIDA DEPARTMENT OF TRANSPORTATION FINANCIAL PROJECT ID S.R. 91 PALM BEACH COUNTY 468709-132-10	INTERIOR RENOVATION & ENCLOSURE AT SR91 MP 75 - BOCA TOLLS DATA CENTER <b>FIRE PROTECTION NOTES AND DETAIL</b>	DRAWING NO. F-001
---------------------------------------------------------------------------------------------------------------------------------------------------------------------------	---------------------------------------------------------------------------------------------------------------------------	--------------------------------------------------------------------------------------------------------------------------	----------------------

PROJECT RENOVATION PLANS  
 ISSUE DATE: SEPTEMBER 2018



1 FIRE PROTECTION PLAN  
 SCALE: 3/32" = 1'-0"



DATE		BY	DATE	DESCRIPTION
REVISIONS				
DATE		BY	DATE	DESCRIPTION
		ATKINS NORTH AMERICA, INC. 401 W. Lake Street Suite 700 Miami, Florida 33126 FBRP Certificate of Authorization No. 24 PELAYO, J. CALANTE, P.E. No. 53829		
BUILDING		STATE OF FLORIDA		
S.P. 91		DEPARTMENT OF TRANSPORTATION		
PALM BEACH COUNTY		COUNTY		
408708-1-52-10		FINANCIAL PROJECT ID		
INTERIOR RENOVATION & ENCLOSURE AT SR81 MP 75 - BOCA TOLLS DATA CENTER				
DRAWING NO.				F-101
SHEET NO.				F-101

PROJECT RENOVATION PLANS  
 ISSUE DATE: SEPTEMBER 2018

**ELECTRICAL SYMBOL LEGEND**

SYMBOL	DESCRIPTION	SYMBOL	DESCRIPTION
	FIXTURE TYPE DESIGNATION. SEE FIXTURE SCHEDULE.	A, AMP.	AMPERE
	A DERIVATES FIXTURE TYPE.	A.F.F.	ABOVE FINISH FLOOR
	2 x 4 FLUORESCENT TROFFER	C, COND.	CONDUIT
	2 x 4 FLUORESCENT TROFFER ON EMERGENCY CIRCUIT	CKT.	CIRCUIT
	RECESSED DOWNLIGHT	CONT.	CONTROLLER
	EXIT LIGHT	DISC.	DISCONNECT
	TOGGLE SWITCH 48 AFF U.O.N.	E, EXIST.	EXISTING
	20 AMP DUPLEX RECEPTACLE MOUNTED 18 AFF U.O.N.	EMPTY CONDUIT	EMPTY CONDUIT
	CEILING MOUNTED RECEPTACLE FOR PROJECTOR	ER	EXISTING TO BE RELOCATED
	20 AMP QUADPLEX TROFFER MOUNTED 18 AFF U.O.N.	EQUIP.	EQUIPMENT
	WALL MOUNTED OCCUPANCY SENSOR	FIN	FULL NEUTRAL
	DATA OUTLET 18 AFF U.O.N. C DERIVATES CEILING MOUNTED	OND., G.	GROUND
	CARD READER MOUNTED 48 AFF U.O.N.	JBOX	JUNCTION BOX
	INTERCOM PUSHBUTTON	LITG.	LIGHTING
	KEY PAD MOUNTED 48 AFF U.O.N.	MACH.	MACHINE
	DOOR LOCK	MCB	MAIN CIRCUIT BREAKER
	DOOR CONTACT	MLO	MAIN LUGS ONLY
	ELECTRIC STRIKE	N.E.C.	NATIONAL ELECTRICAL CODE
	PUSH TO EXIT	N.T.S.	NOT TO SCALE
	ADA PUSH BUTTON	Ø, PH	PHASE
	POWER/DATA POLE	R	RELOCATED
	CEILING MOUNTED CAMERA	RECEPT.	RECEPTACLE
	WALL MOUNTED CAMERA	SW.	SWITCH
	HOMERUN TO PANEL	TYP.	TYPICAL
		U.O.N.	UNLESS OTHERWISE NOTED
		V	VOLT
		W	WIRE

**DEMOLITION NOTES**

- 1 DISCONNECT AND REMOVE 20A DUPLEX RECEPTACLE.
- 2 DISCONNECT AND REMOVE MODULAR FURNITURE ELECTRICAL CONNECTION.
- 3 EXISTING 20A DUPLEX RECEPTACLE TO REMAIN.
- 4 DISCONNECT AND REMOVE WIRING BACK TO REMAIN DEVICE OR SOURCE.
- 5 DISCONNECT AND REMOVE DATAVOICE OUTLET, BUT ALL REMAINING WIRING SHALL BE REMOVED FROM END-POINT.
- 6 EXISTING MODULAR FURNITURE CONNECTION TO REMAIN.
- 7 EXISTING DATAVOICE OUTLET TO REMAIN.
- 8 DISCONNECT AND REMOVE 2x4 FLUORESCENT TROFFER.
- 9 DISCONNECT AND REMOVE QUADPLEX RECEPTACLE.
- 10 DISCONNECT AND REMOVE SPECIAL PURPOSE RECEPTACLE.
- 11 DISCONNECT AND REMOVE 20A GFI RECEPTACLE.
- 12 DISCONNECT AND REMOVE CARD READER.
- 13 DISCONNECT AND REMOVE LIGHT SWITCH.
- 14 DISCONNECT AND REMOVE OCCUPANCY SENSOR.
- 15 EXISTING LIGHT SWITCH TO REMAIN.
- 16 DISCONNECT AND REMOVE EXTERIOR DOWNLIGHT.
- 17 DISCONNECT AND REMOVE 4 FLUORESCENT FIXTURE.
- 18 EXISTING 2x4 FLUORESCENT TROFFER TO BE RELOCATED.
- 19 EXISTING 2x4 FLUORESCENT TROFFER TO REMAIN.
- 20 EXISTING WALL SOURCE TO REMAIN.
- 21 DISCONNECT AND REMOVE EXISTING CCTV CAMERA.
- 22 DISCONNECT AND REMOVE HORN STROBE.
- 23 DISCONNECT AND REMOVE MODULAR FURNITURE DATAVOICE CONNECTION.
- 24 EXISTING FIRE ALARM CONTROL PANEL.
- 25 RELOCATE EXISTING FIRE DEPARTMENT LOCK BOX.
- 26 EXISTING CCTV TO REMAIN.
- 27 EXISTING F.A. HORNSTROBE TO REMAIN.
- 28 EXISTING F.A. MANUAL PULL STATION TO REMAIN.
- 29 EXISTING 30 AMP GFI RECEPTACLE TO REMAIN.
- 30 EXISTING OVERHEAD DOOR CONTROL TO REMAIN.
- 31 EXISTING 2 x 2 TROFFER TO REMAIN.
- 32 EXISTING EXIT LIGHT TO REMAIN.
- 33 DISCONNECT AND REMOVE EXISTING EXIT.
- 34 DISCONNECT AND REMOVE EXISTING F.A. MANUAL PULL STATION.
- 35 DISCONNECT AND REMOVE EXISTING INTERIOR DOWNLIGHT.
- 36 EXISTING ADA PUSHBUTTON TO REMAIN.
- 37 EXTEND EXISTING CIRCUIT TO NEW LOCATION.
- 38 EXISTING EXTERIOR DOWNLIGHT TO REMAIN.
- 39 DISCONNECT AND REMOVE WALL MOUNTED MONITOR.
- 40 EXISTING CARD READER TO REMAIN.

	STATE OF FLORIDA DEPARTMENT OF TRANSPORTATION	INTERIOR RENOVATION & ENCLOSURE AT SR91 MP 75 - BOCA TOLLS DATA CENTER	DRAWING NO.
	ROADWAY: S.R. 91	COUNTY: PALM BEACH COUNTY	SHEET NO. E-001
		TRANSAL PROJECT ID: 408708-1-52-10	
ATKINS NORTH AMERICA, INC. 4111 West 10th Way Miami, Florida 33128 PEPR Certificate of Authorization No. 24 PEDRO L. TREVIN, P.E. No. 15308		<b>ELECTRICAL SYMBOL LEGEND AND DEMOLITION NOTES</b>	

DATE	BY	DATE	BY

REVISIONS

DESCRIPTION

**ELECTRICAL GENERAL NOTES:**

- PRIOR TO BID, VISIT JOB SITE AND BECOME FAMILIAR WITH THE EXISTING CONDITIONS. SPECIAL ATTENTION SHALL BE GIVEN TO CONDITIONS OF PANELS AND SWITCHING EQUIPMENT WHERE NEW WORK IS REQUIRED. BREAKERS, WIRING, ETC. AS REQUIRED IN ORDER TO PROVIDE A COMPLETE AND OPERATING SYSTEM. NO EXTRA COMPENSATION WILL BE ALLOWED FOR FAILURE TO COMPLY WITH THIS REQUIREMENT.
- ALL WORK SHALL BE DONE IN ACCORDANCE WITH THE NATIONAL ELECTRICAL CODE (N.E.C.) AND GOVERNING MUNICIPAL, STATE AND LOCAL CODES. AND SHALL BE PERFORMED IN A THOROUGH AND WORKMAN LIKE MANNER BY COMPETENT WORKMEN.
- CONTRACTOR SHALL GUARANTEE THE ENTIRE ELECTRICAL WORK, INCLUDING PARTS AND LABOR FOR A PERIOD OF ONE (1) YEAR AFTER FINAL WRITTEN ACCEPTANCE OF OWNER.
- ALL WORK SHALL BE PERFORMED BY A LICENSED ELECTRICAL CONTRACTOR IN A FIRST CLASS MANNER AND SHALL BE COMPLETED AND FULLY OPERATIVE TO THE ACCEPTANCE OF OWNER.
- MAINTAIN A COMPLETE SET OF ELECTRICAL PRINTS FOR INDICATING ALL WORK TO BE DONE. PRINTS SHALL BE KEPT AT ALL TIMES AND SHALL BE PROTECTED AND DELIVERED TO THE SET TO ARCHITECT/ENGINEER UPON COMPLETION.
- ALL MATERIALS SHALL BE NEW OF AMERICAN MANUFACTURE, AND BEAR THE UNDERWRITERS LABORATORY AND UNION LABELS AS APPLICABLE. IT IS THE CONTRACTOR'S RESPONSIBILITY TO COORDINATE DELIVERY SCHEDULES OF MATERIALS.
- CIRCUIT BREAKERS SHALL BE MOLDED CASE, BOLT ON TYPE, OF QUICK MAKE ACTION, RATED AT 10,000 (125V), 14,000 (277/480V) AC RMS, SYMMETRICAL, EACH MOLDED CASE CIRCUIT BREAKER SHALL HAVE THERMAL/MAGNETIC TRIP DEVICE.
- LIGHTING FIXTURES SHALL BE COMPLETE WITH ALL NECESSARY WIRING LAMP HOLDERS, REFLECTORS, GLASSWARE AND MOUNTING ACCESSORIES AS REQUIRED AND POLES.
- CONTRACTOR SHALL MAKE ALL NECESSARY EXCAVATIONS, CUTTING AND DO ALL REATTACHING AS NECESSARY FOR THE PROPER EXECUTION OF THIS WORK.
- AFTER COMPLETION OF THE INSTALLATION, THE SYSTEM SHALL TEST FREE FROM SHORT CIRCUITS AND GROUNDS.
- ALL ELECTRICAL CONDUITS SHALL BE INSTALLED IN CONDUIT. CONDUITS SHALL COMPLY WITH N.E.C. PVC CONDUIT SHALL BE SCHEDULE 40 AND SHALL BE USED WHERE CONDUITS IS RUN IN CONCRETE SLABS OR UNDERGROUND. ALL CONDUITS SHALL BE INSTALLED IN ACCORDANCE WITH THE NATIONAL ELECTRICAL CODE. ALL CONDUIT SHALL BE USED ON ALL EXTERIOR WIRING.
- SHOP DRAWINGS AND MANUFACTURERS LITERATURE, SUBMIT FOR APPROVAL, PROPERLY IDENTIFIED MANUFACTURERS LITERATURE GIVING MATERIALS, FINISHES, ACCESSORIES AND INSTALLATION DIRECTIONS FOR ALL ELECTRICAL EQUIPMENT.
- ALL CONDUCTORS SHALL BE COPPER. NO CONDUCTOR SHALL BE SMALLER THAN NO. 12 AWG. INSTALL A GROUNDING CONDUCTOR IN ALL PVC CONDUITS SIZED PER N.E.C. INSULATION SHALL BE 600V, RATED AND SHALL BE THWN.
- VERIFY SERVICE VOLTAGE BEFORE ORDERING ANY ELECTRICAL EQUIPMENT.
- SPICES FOR NO. 6 AWG OR SMALLER SHALL BE MADE WITH UL LISTED CONDUCTORS. ALL CONDUITS SHALL BE MADE WITH UL LISTED ROGER SHALL BE MADE WITH MECHANICAL PRESSURE, SOLDERLESS CONNECTORS, AND SHALL BE BURNDY SERVIS OR APPROVED EQUAL.
- ANY EXISTING EQUIPMENT OR DEVICES INADEQUATELY DE-ENERGIZED OR DISCONNECTED SHALL BE RE-ENERGIZED AT NOT COST TO THE OWNER.
- EXISTING EQUIPMENT BREAKERS SHALL BECOME THE PROPERTY OF THE OWNER AND SHALL BE DELIVERED AND UNLOADED TO THE FTE MAINTENANCE SHOP.
- COVER PLATES USED ON ALL WIRING DEVICES SHALL BE IVORY COMPOSITION.
- OUTLET BOXES SHALL BE GALVANIZED WITH SUITABLE PLASTER RINGS OR TRIMS TO CONFORM TO FINISH SURFACE AS REQUIRED. EXTRA LARGE BOXES SHALL BE USED IN ACCORDANCE WITH N.E.C. IN PLACE OF SIZE INDICATED. ALL BOXES SHALL BE USED IN PLACE OF SIZE INDICATED. ALL BOXES SHALL BE USED FOR GANG SWITCHES.

**ATTACHMENT "A"**

**DATA / VOICE NOTES:**

- INSTALLATION PRACTICES**
- CABLE PATHWAYS AND SUPPORT**
- WHATEVER PRACTICAL, ALL CABLES WILL BE INSTALLED RUNNING SQUARE WITH BUILDING STRUCTURE. CABLE BUNDLES WILL RUN DOWN HALLWAYS OR OTHER ACCESSIBLE ROUTES. A SERVICE LOOP, NO LESS THAN 3 FT., WILL BE KEPT AT THE POINT OF ENTRY OF EITHER THE TERMINATION POINT OR ENTRY INTO CONDUIT.
- CABLES WILL BE SUPPORTED AT A MAXIMUM OF 5 FOOT INTERVALS USING JACOBS CABLE STRAPS, CONDUIT, TRAPEZE, OR CABLE TRAY DEPENDING UPON LOCATION. CABLES SHALL BE SUPPORTED AT 4 FOOT INTERVALS AT ALL LOCATIONS. NO CABLES WILL EXCEED THE TABLE 368-B MAXIMUM ALLOWABLE HORIZONTAL CABLE DISTANCE OF 50M. IF ESTIMATIONS EXCEED THIS LENGTH, THE CUSTOMER MUST BE INFORMED.
- LABELING**
- EACH CABLE SHALL BE LABELED WITHIN 1 FT. OF EACH END WITH A SELF-ADHESIVE MACHINE PRINTED LABEL. THIS LABEL WILL CORRESPOND TO THE PORT LABELING SCHEME AT THE WORKSTATION OUTLET.
- EACH WORKSTATION JACK WILL BE IDENTIFIED WITH A DISTINCT IDENTIFIER USING EITHER A LETTER OR A NUMBER. THE IDENTIFIER SHALL BE PRINTED ON THE PORT. WHERE THE JACK ID-PORT NUMBER LABELING METHOD WILL BE VERIFIED WITH THE ROOM, ID-JACK ID-PORT NUMBER LABELING METHOD WILL BE VERIFIED WITH THE IDENTIFIER PRIOR TO INSTALLATION.
- ALL LOCATIONS WILL BE MARKED WITH THE CORRESPONDING JACK NUMBER.
- CABLE TESTING**
- VISUALLY INSPECT CABLE JACKET MATERIALS FOR INTL CERTIFICATION MARKINGS. INSPECT CABLING TERMINATIONS IN COMMUNICATIONS ROOMS FOR CONFORMANCE WITH COLOR-CODING FOR PWR EQUIPMENT, AND INSPECT CABLING CONNECTORS FOR COMPLIANCE WITH TIA/EIA-568-C.
  - VISUALLY CHECK FOR CATEGORY & MARKING OF OUTLETS, COVER PLATES, CABLE CONNECTORS, AND PATCH PANELS.
  - VISUALLY INSPECT CABLE PLACEMENT, CABLE TERMINATION, GROUNDING AND BONDING EQUIPMENT AND PATCH CORDS, AND LABELING OF ALL COMPONENTS.
  - CAT5E CABLE TESTS:
    - TESTING SAMPLES SHALL MEET OR EXCEED APPLICABLE REQUIREMENTS IN ALL TESTS. TESTING SHALL BE PERFORMED BY A QUALIFIED BY TEST EQUIPMENT MANUFACTURER FOR CHANNEL OR LINK TEST CONFIGURATION.
    - LINK END-TO-END ATTENUATION TESTS
  - FINAL VERIFICATION TESTS: PERFORM VERIFICATION TESTS FOR OPTICAL FIBER SYSTEMS AFTER THE COMPLETE COMMUNICATIONS CABLING AND WORKSTATION OUTLET CONNECTORS ARE INSTALLED. A SUMMARY REPORT FOR SUBMITTALS SHALL BE PRINTED IN A SUMMARY REPORT THAT IS FORMATTED OR TRANSFERRED FROM THE INSTRUMENT TO THE COMPUTER, SAVED AS TEST FILES, AND PRINTED AND SUBMITTED.
  - PASS TESTS AND INSPECTIONS.
  - PREPARE TEST AND INSPECTION REPORTS NOTING ALL DEFICIENCIES AND CORRECTIVE MEASURES.
- AS BUILT DRAWINGS**
- A HARD COPY OF ALL AS BUILT DRAWINGS WITH WORKSTATION LOCATIONS AND NUMBERS LABELED ELECTRICALLY WILL BE PROVIDED UPON COMPLETION OF THE PROJECT.
- PRE-OUT CONDUIT/TRAJECTORY**
- JACKS AND PATCH PANELS WILL BE TERMINATED USING 568A COLOR CODE CONFIGURATIONS.
- MATERIALS**
- 4 PAIR CAT5E PLENUM RATED CABLE
  - 4 PAIR MODULAR JACKS
  - 6 COLOR: BLUE
  - 6 BELDEN AXI01318
  - 4 PAIR CAT5E PATCH PLATES
  - 6 BELDEN AXI02248
  - 40 PORT CAT 6 PATCH PANELS FOR MULTIPAIR
  - 6 MANUFACTURER: BELDEN

**PROJECT RENOVATION PLANS**

ISSUE DATE: SEPTEMBER 2018

DATE	BY	DESCRIPTION	REVISIONS	DATE	BY	DESCRIPTION

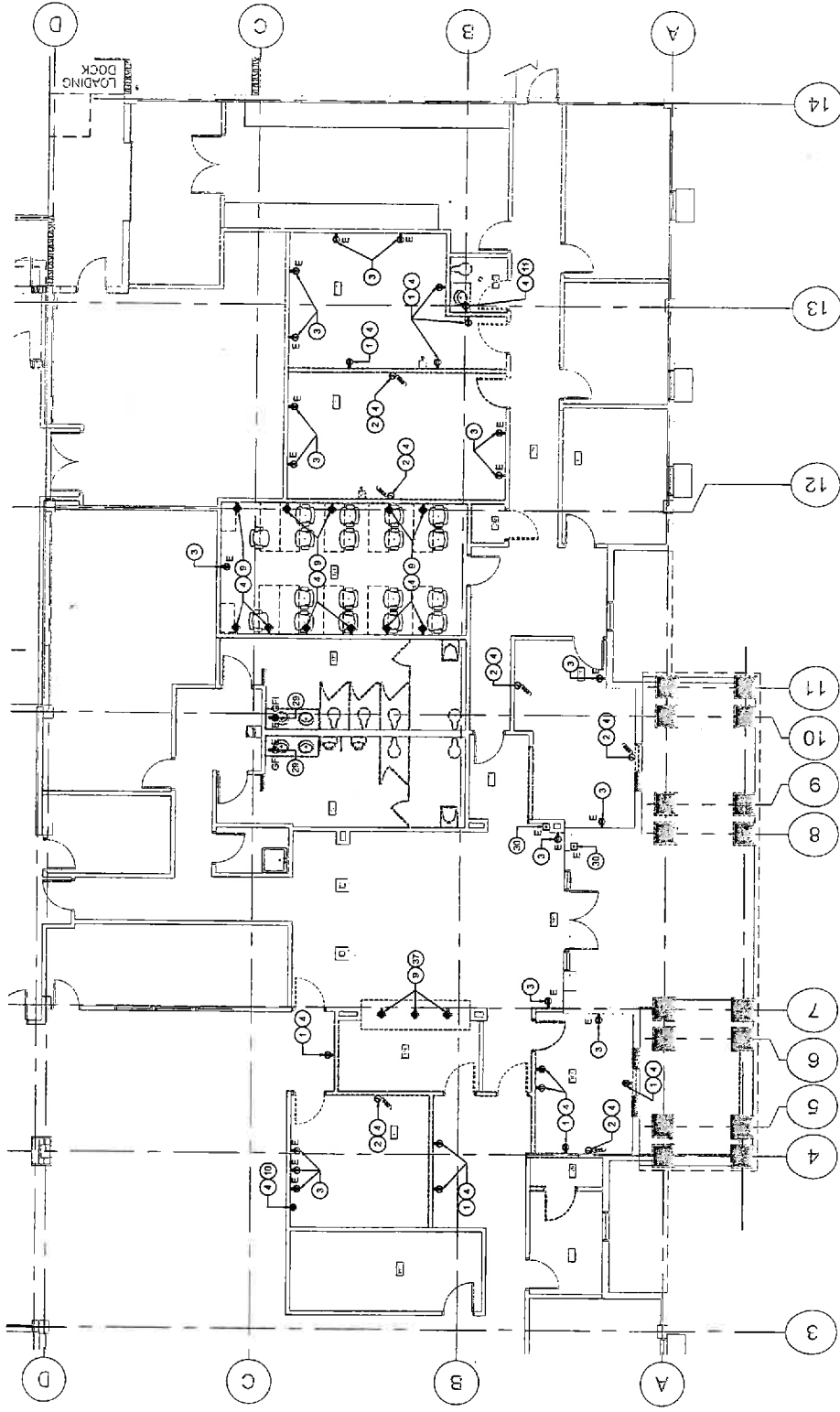
  

<b>ATKINS NORTH AMERICA, INC.</b> 800 Waterford Way Suite 700 Palm Beach Gardens, Florida 33426 Phone: 561.992.2775 FAX: 561.992.2775 PEDRO L. TREVIN, P.E. No. 15308		STATE OF FLORIDA DEPARTMENT OF TRANSPORTATION COUNTY: PALM BEACH COUNTY PROJECT ID: 406709-1-52-10	INTERIOR RENOVATION & ENCLOSURE AT SR97, MP 75 - BOCA TOLLS DATA CENTER <b>ELECTRICAL GENERAL NOTES</b>	DRAWING NO. SHEET NO. <b>E-002</b>
-----------------------------------------------------------------------------------------------------------------------------------------------------------------------------------------	--	-------------------------------------------------------------------------------------------------------------	---------------------------------------------------------------------------------------------------------------	------------------------------------------



ATTACHMENT "A"


PROJECT RENOVATION PLANS  
 ISSUE DATE: SEPTEMBER 2018



REFER TO SHEET E-001  
 FOR DEMOLITION NOTES



1 DEMOLITION POWER PLAN  
 ED101 SCALE: 3/32" = 1'-0"



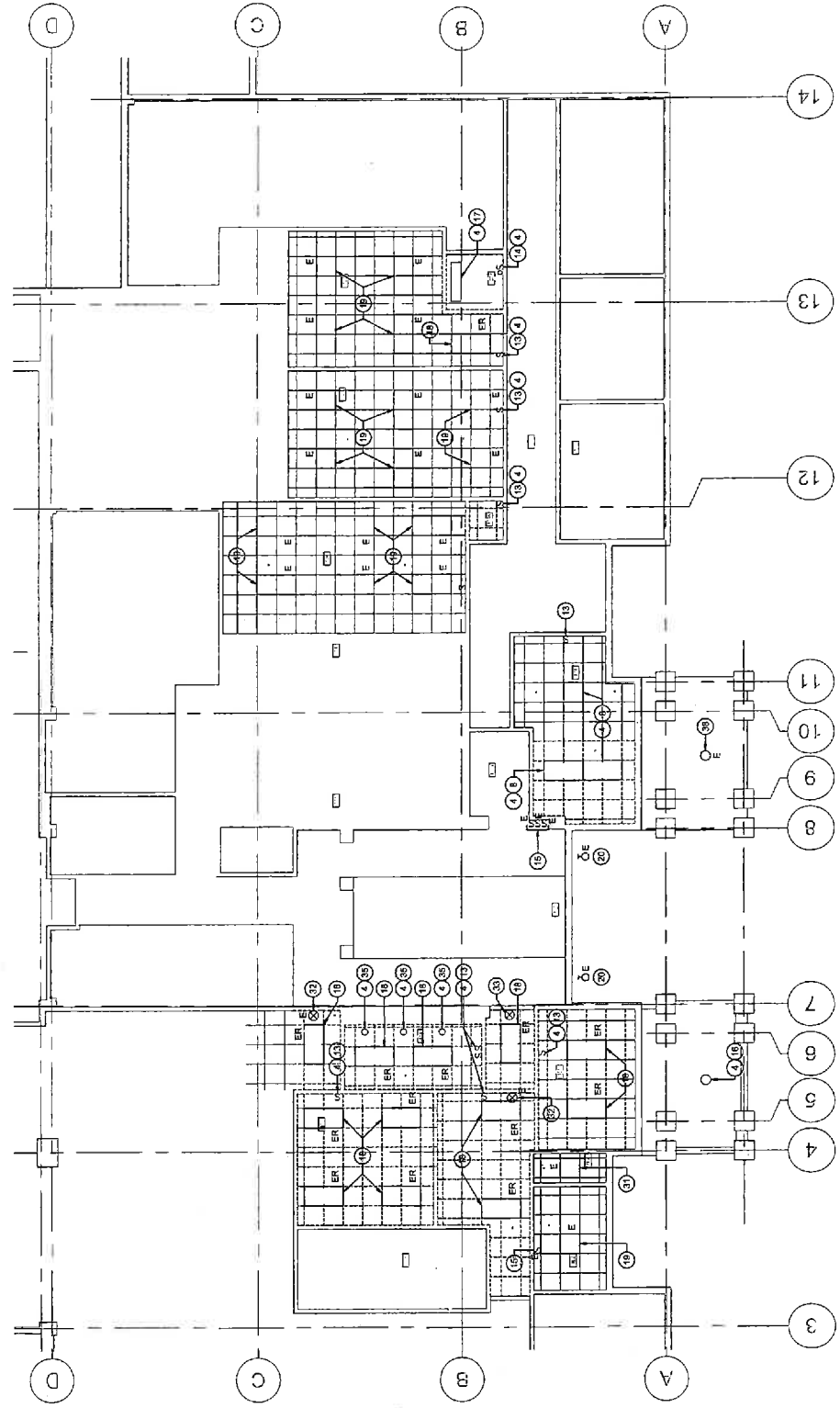
REVISIONS		DESCRIPTION	
DATE	BY	DATE	BY

ATKINS NORTH AMERICA, INC. 800 Manford Way Suite 700 Palm Beach, FL 33476 P.E. No. 12727 P.E. No. 15308 PEDRO L. TREVIN, P.E. No. 15308	STATE OF FLORIDA DEPARTMENT OF TRANSPORTATION ROAD NO. S.R. 81 COUNTY PALM BEACH FINANCIAL PROJECT ID 408708-1-52-10	INTERIOR RENOVATION & ENCLOSURE AT SR81 MP 76 - BOCA TOLLS DATA CENTER DEMOLITION POWER PLAN	DRAWING NO. ED101 SHEET NO. ED101
-----------------------------------------------------------------------------------------------------------------------------------------------------------	----------------------------------------------------------------------------------------------------------------------------------	----------------------------------------------------------------------------------------------------	--------------------------------------

PROJECT RENOVATION PLANS  
 ISSUE DATE: SEPTEMBER 2018

ATTACHMENT 'A'



REFER TO SHEET E-001  
 FOR DEMOLITION NOTES



1 DEMOLITION LIGHTING PLAN  
 SCALE: 3/32" = 1'-0"

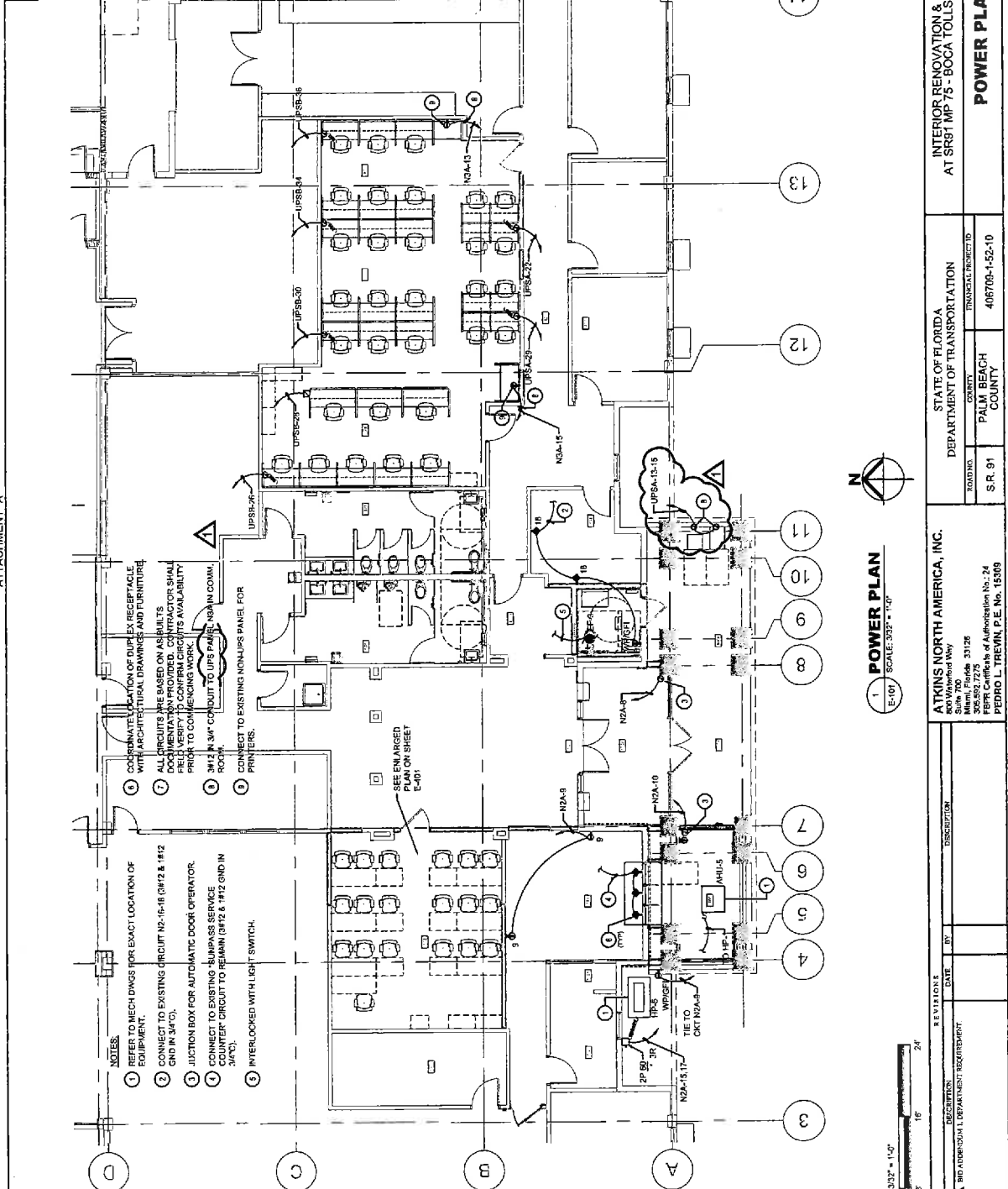


DATE		BY	DATE	BY	DESCRIPTION
ATKINS NORTH AMERICA, INC. 1000 Miami, Florida 33128 Professional Seal of Registration No. 24 PEDRO L. TREVIN, P.E. No. 15389					
STATE OF FLORIDA DEPARTMENT OF TRANSPORTATION			FINANCIAL PROJECT ID 408708-1-52-10		
ROAD NO. S.R. 91			COUNTY PALM BEACH COUNTY		
INTERIOR RENOVATION & ENCLOSURE AT SR91 MP 75 - BOCA TOLLS DATA CENTER <b>DEMOLITION LIGHTING PLAN</b>					
DRAWING NO.					ED102



ATTACHMENT 'A'

PROJECT RENOVATION PLANS		DRAWING NO.	E-101
ISSUE DATE: SEPTEMBER 2018		SHEET NO.	E-101
		INTERIOR RENOVATION & ENCLOSURE AT SR97 MP-75 - BOCA TOLLS DATA CENTER	
		STATE OF FLORIDA DEPARTMENT OF TRANSPORTATION	PROJECT REFERENCE ID 406709-1-52-10
		ROAD NO. S.R. 91	COUNTY PALM BEACH COUNTY



- NOTES:**
- REFER TO MECH DWGS FOR EXACT LOCATION OF EQUIPMENT.
  - CONNECT TO EXISTING CIRCUIT N2-15-18 (R#12 & #12 GND IN 3/4")
  - JUNCTION BOX FOR AUTOMATIC DOOR OPERATOR.
  - CONNECT TO EXISTING BUMPASS SERVICE COUNTER CIRCUIT TO REMAIN (R#12 & #12 GND IN 3/4").
  - INTERLOCKED WITH LIGHT SWITCH.

- COORDINATE LOCATION OF DUPLEX RECEPTACLE WITH ARCHITECTURAL DRAWINGS AND FURNITURE.
- ALL CIRCUITS ARE BASED ON AS-BUILTS DOCUMENTATION PROVIDED. CONTRACTOR SHALL FIELD VERIFY TO CONFIRM CIRCUITS AVAILABILITY PRIOR TO COMMENCING WORK.
- 3/4" 1/2" CONDUIT TO UPS PANEL N2A IN COMM. ROOM.
- CONNECT TO EXISTING NON-LUPS PANEL FOR PRINTERS.

SEE ENLARGED PLAN ON SHEET E-101



**1 POWER PLAN**  
E-101 / SCALE: 3/32" = 1'-0"



DATE	BY	REVISIONS	DATE	BY	DISTRIBUTION
11.16.18	29/24				

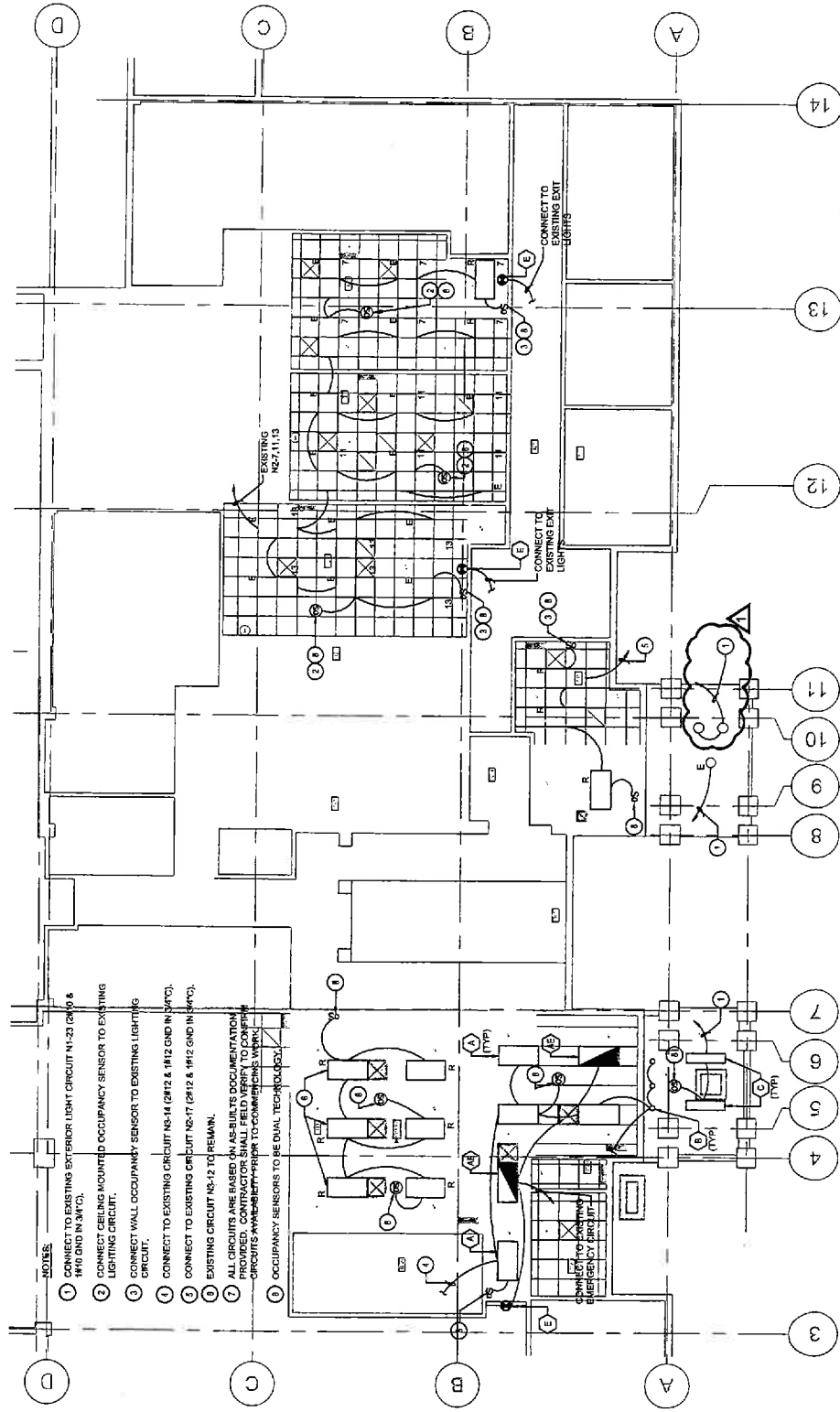
DESCRIPTION: BID ADDENDUM 1 DEPARTMENT REQUIRMENT

**ATKINS NORTH AMERICA, INC.**  
800 Warehouse Way  
Suite 700  
West Palm Beach, FL 33412  
305.552.2725  
FERP Certificate of Authorization No. 24  
PEDRO L. TREVIN, P.E. No. 15189

**POWER PLAN**

ATTACHMENT "A"


PROJECT RENOVATION PLANS  
 ISSUE DATE: SEPTEMBER 2018



- NOTES**
- 1 CONNECT TO EXISTING EXTERIOR LIGHT CIRCUIT N1-23 (24"Ø & 14"Ø AND IN 24"Ø).
  - 2 CONNECT CEILING MOUNTED OCCUPANCY SENSOR TO EXISTING LIGHTING CIRCUIT.
  - 3 CONNECT WALL OCCUPANCY SENSOR TO EXISTING LIGHTING CIRCUIT.
  - 4 CONNECT TO EXISTING CIRCUIT N3-14 (24"Ø & 14"Ø AND IN 24"Ø).
  - 5 CONNECT TO EXISTING CIRCUIT N3-17 (24"Ø & 14"Ø AND IN 24"Ø).
  - 6 EXISTING CIRCUIT N3-12 TO REMAIN.
  - 7 ALL CIRCUITS ARE BASED ON AS-BUILT DOCUMENTATION PROVIDED. CONTRACTOR SHALL FIELD VERIFY TO CONFIRM CIRCUITS AVAILABILITY PRIOR TO COMMENCING WORK.
  - 8 OCCUPANCY SENSORS TO BE DUAL TECHNOLOGY.



1 LIGHTING PLAN  
 E-102 SCALE: 3/32" = 1'-0"



DATE	BY	DESCRIPTION	REVISIONS
11/16/18	ATKINS	INFO ADDENDUM 1, DEPARTMENT REQUIREMENT.	

**ATKINS NORTH AMERICA, INC.**  
 400 W. Washington Hwy  
 Miami, Florida 33126  
 S.E. 91  
 PEDRO L. TREVIN, P.E. No. 15309

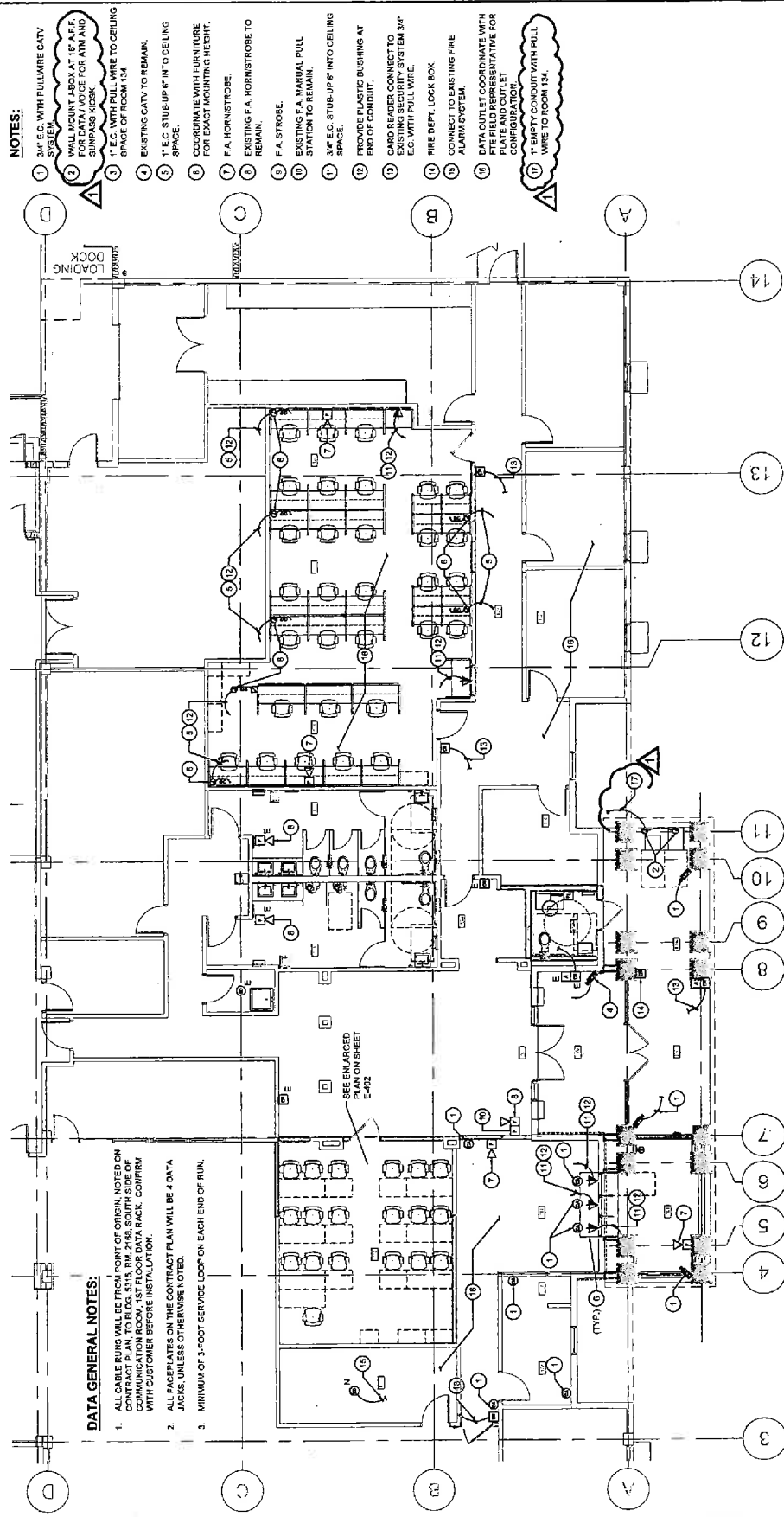
STATE OF FLORIDA  
 DEPARTMENT OF TRANSPORTATION  
 COUNTY: PALM BEACH  
 COUNTY: PALM BEACH  
 FINANCIAL PROJECT ID: 406706-1-52-10

INTERIOR RENOVATION & ENCLOSURE  
 AT SR81 MP 75 - BOCA TOLLS DATA CENTER  
**LIGHTING PLAN**

DRAWING NO.  
 SHEET NO.  
 E-102

ATTACHMENT 'A'

PROJECT RENOVATION PLANS  
 ISSUE DATE: SEPTEMBER 2016



**DATA GENERAL NOTES:**

1. ALL CABLE RUNS WILL BE FROM POINT OF ORIGIN, NOTED ON THIS PLAN, TO THE COMMUNICATION ROOM, 1ST FLOOR DATA RACK, COORDINATE WITH CUSTOMER BEFORE INSTALLATION.
2. ALL FACES PLATES ON THE CONTRACT PLAN WILL BE 4 DATA JACKS, UNLESS OTHERWISE NOTED.
3. MINIMUM OF 3-FOOT SERVICE LOOP ON EACH END OF RUN.

**NOTES:**

1. 3/4" E.C. WITH PULLWIRE CATV SYSTEM.
2. WALL MOUNT LOCK AT 18" A.F.F. FOR DATA / VOICE FOR ATM AND SUNPASS KIOSK.
3. 1" E.C. WITH PULL WIRE TO CEILING SPACE OF ROOM 134.
4. EXISTING CATV TO REMAIN.
5. 1" E.C. STUB UP & INTO CEILING SPACE.
6. COORDINATE WITH FURNITURE FOR EXACT MOUNTING HEIGHT.
7. F.A. HORNSTROBE.
8. EXISTING F.A. HORNSTROBE TO REMAIN.
9. F.A. STROBE.
10. EXISTING F.A. MANUAL PULL STATION TO REMAIN.
11. 3/4" E.C. STUB UP & INTO CEILING SPACE.
12. PROVIDE PLASTIC BUSHING AT END OF CONDUIT.
13. CARD READER CONNECT TO EXISTING SECURITY SYSTEM 3/4" E.C. WITH PULL WIRE.
14. FIRE DEPT. LOCK BOX.
15. CONNECT TO EXISTING FIRE ALARM SYSTEM.
16. DATA OUTLET COORDINATE WITH FTE FIELD REPRESENTATIVE FOR ALL DATA POINTS. LET CONFIRMATION TOOL.
17. 1" EMPTY CONDUIT WITH PULL WIRE TO ROOM 134.

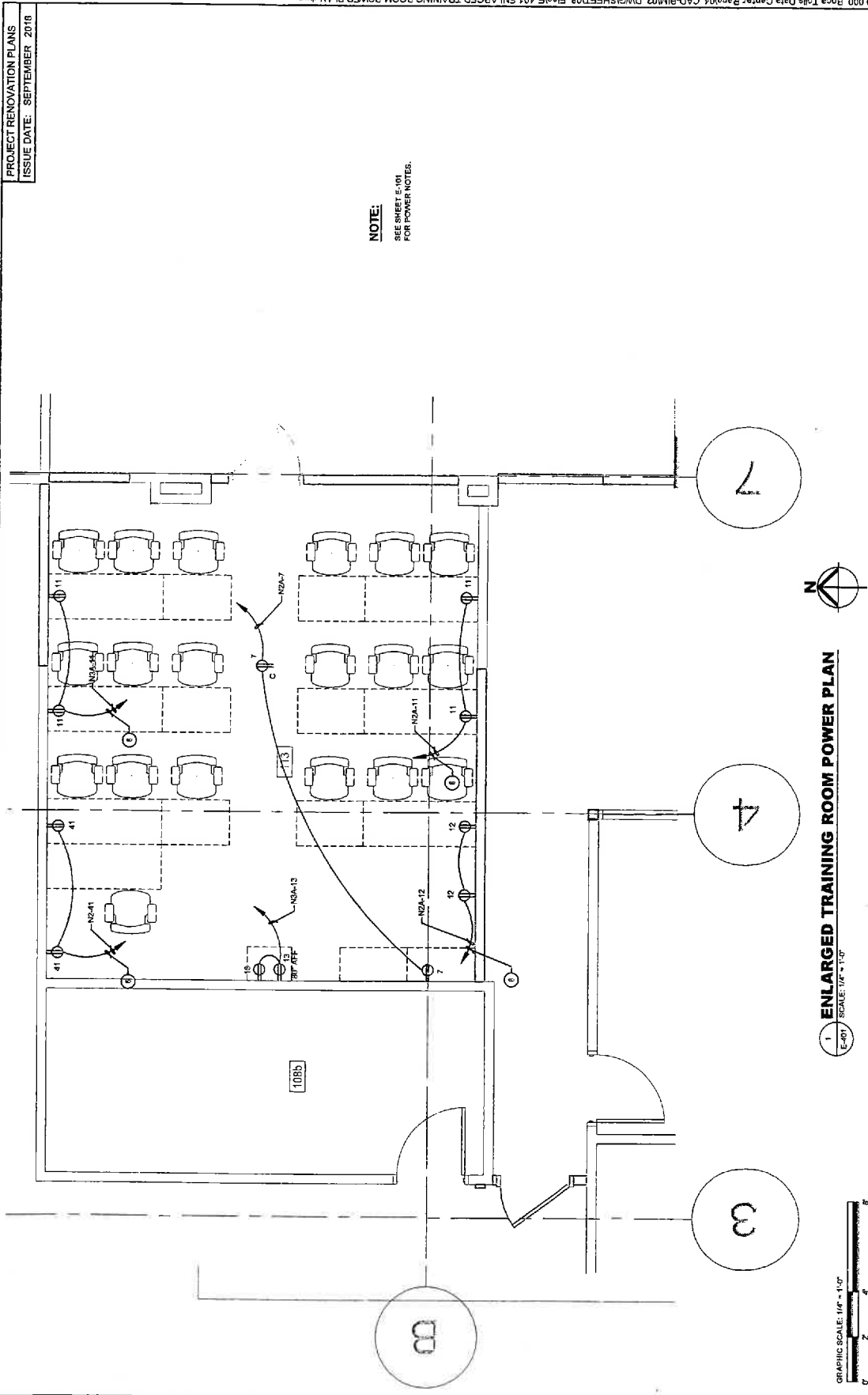
**SYSTEM PLAN**  
 E-103 SCALE 3/32" = 1'-0"

DATE: 11/16/16  
 BY: WJG  
 DESCRIPTION: INTERIOR RENOVATION & ENCLOSURE AT SRST MP 75 - BOCA TOLLS DATA CENTER

STATE OF FLORIDA DEPARTMENT OF TRANSPORTATION		INTERIOR RENOVATION & ENCLOSURE AT SRST MP 75 - BOCA TOLLS DATA CENTER	
ROAD NO. S.R. 91	COUNTY PALM BEACH COUNTY	PROJECT NO. 405709-1-52-10	SHEET NO. E-103
ATKINS NORTH AMERICA, INC. 10000 W. 11th Avenue, Suite 700 Miami, Florida 33176 FPEP Certificate of Authorization No.: 24 PEDRO L. TREVIN, P.E. No. 15389		<b>SYSTEM PLAN</b>	

FL09181004020231COMMONSYS217PK 2013000000.000 Boca Tolls Data Center Rev04 CAD-BIM02 DWG-SHEET09\_Elec-103 SYSTEM PLAN.dwg

ATTACHMENT "A"



**NOTE:**  
SEE SHEET E-101  
FOR POWER NOTES.

PROJECT RENOVATION PLANS  
ISSUE DATE: SEPTEMBER 2016

GRAPHIC SCALE: 1/4" = 1'-0"  
0 2 4 6 8

1 ENLARGED TRAINING ROOM POWER PLAN  
E-401 SCALE: 1/4" = 1'-0"

DATE	BY	DESCRIPTION	REVISIONS	DATE	BY	DESCRIPTION

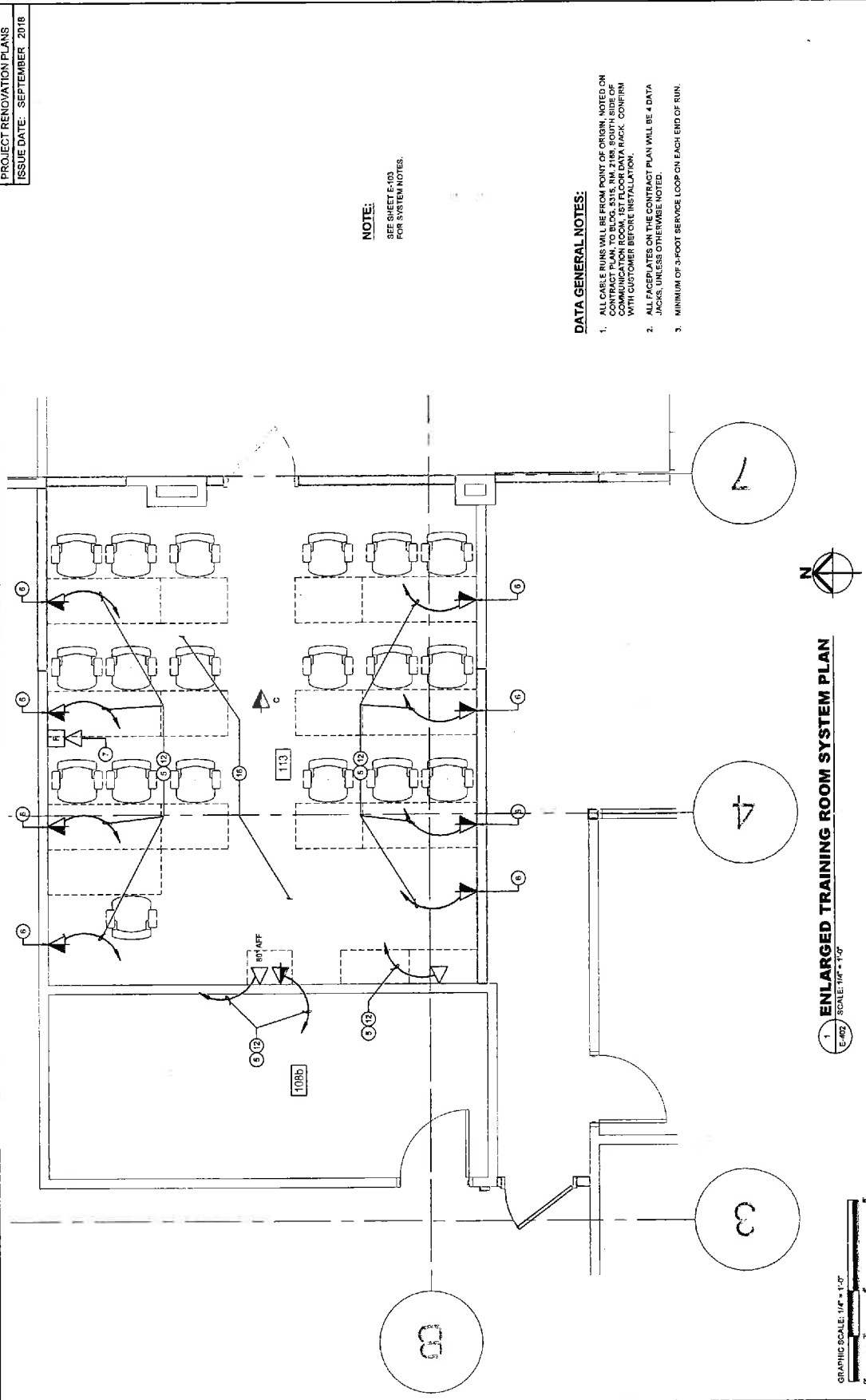
  

ATKINS NORTH AMERICA, INC. 1000 North West Suite 700 Miami, Florida 33129 Professional Engineer FEBR Certificate of Authorization No. 24 PEDRO L. TREVIN, P.E. No. 15369		STATE OF FLORIDA DEPARTMENT OF TRANSPORTATION COUNTY PALM BEACH COUNTY	FINANCIAL PROJECT ID 406709-1-52-10	DRAWN BY E-401
--------------------------------------------------------------------------------------------------------------------------------------------------------------------------------------------	--	------------------------------------------------------------------------------------	----------------------------------------	-------------------

INTERIOR RENOVATION & ENCLOSURE AT SR91 MP 75 - BOCA TOLLS DATA CENTER <b>ENLARGED TRAINING ROOM POWER PLAN</b>		PROJECT NO. E-401
---------------------------------------------------------------------------------------------------------------------------	--	----------------------

ATTACHMENT 'A'



**NOTE:**

SEE SHEET E-103 FOR SYSTEM NOTES.

**DATA GENERAL NOTES:**

1. ALL CABLE RUNS WILL BE FROM POINT OF ORIGIN, NOTED ON CONTRACT PLAN, TO BLOC. 3316, RM. 218R, SOUTH SIDE OF COMMUNICATION ROOM. 1ST FLOOR DATA RACK. CONFIRM WITH CUSTOMER BEFORE INSTALLATION.
2. ALL FACEPLATES ON THE CONTRACT PLAN WILL BE 4 DATA JACKS, UNLESS OTHERWISE NOTED.
3. MINIMUM OF 3-FOOT SERVICE LOOP ON EACH END OF RUN.

GRAPHIC SCALE: 1/4" = 1'-0"



**1 ENLARGED TRAINING ROOM SYSTEM PLAN**

E-402 SCALE: 1/4" = 1'-0"

DATE	BY	DESCRIPTION	REVISIONS	DATE	BY	DESCRIPTION

<b>ATKINS NORTH AMERICA, INC.</b> 820 Wilcoff Way Suite 700 Palm Beach, FL 33480 561.862.2278 FEPP Certificate of Authorization No.: 24 PEDRO L. TREVIN, P. E. No. 15909		STATE OF FLORIDA DEPARTMENT OF TRANSPORTATION FINANCIAL PROJECT ID ROAD NO. S.R. 91	PALM BEACH COUNTY COUNTY 408709-1-52-10	INTERIOR RENOVATION & ENCLOSURE AT SR91 WP 75 - BOCA TOILS DATA CENTER <b>ENLARGED TRAINING ROOM</b> <b>SYSTEM PLAN</b>	DRAWING NO. SHEET NO. E-402
--------------------------------------------------------------------------------------------------------------------------------------------------------------------------------------------	--	-------------------------------------------------------------------------------------------------	-----------------------------------------------	----------------------------------------------------------------------------------------------------------------------------------	-----------------------------------







**ATTACHMENT "B"**  
**CERTIFICATION**  
**DISBURSEMENT OF PREVIOUS PAYMENTS**

Date: \_\_\_\_\_, 2019

Contract No.: \_\_\_\_\_

Financial Project No(s): \_\_\_\_\_

**Contract For:**

To release payment for all work performed in the Month of \_\_\_\_\_, 2019

\_\_\_\_\_  
(State)

\_\_\_\_\_  
(Zip)

As prime contractor for the above referenced contract, hereby certifies that all subcontractors, laborers, and material suppliers having an interest in this contract have received their pro rata share of all previous payments made by the Department for all work completed and materials and equipment furnished in the previous period.

\_\_\_\_\_  
(Name of Business)

\_\_\_\_\_  
(Signature) Owner, President, Vice President or Designated Officer (Corp. Resolution\*)

\_\_\_\_\_  
(Address)

\_\_\_\_\_  
(Print/Type Name)

\_\_\_\_\_  
(City)

\_\_\_\_\_  
(Title)

\*If person signing for the Business is someone other than the Owner, President, or Vice President, a copy of the Corporate Resolution granting signature authorization must be attached to form.

**CERTIFICATION MUST BE ATTACHED TO INVOICE**

**ATTACHMENT "C"**

STATE OF FLORIDA DEPARTMENT OF TRANSPORTATION  
CERTIFICATE OF CONTRACT COMPLETION

Contract Number \_\_\_\_\_ FPIN.: 406709-1-52-10 \_\_\_\_\_

Project Description Interior Renovations and Enclosure to Boca Tolls Date Center Building for Customer Service Area

Contractor \_\_\_\_\_

Contract Date \_\_\_\_\_ Total Amount \$ \_\_\_\_\_

**CONTRACTOR'S AFFIDAVIT**

I solemnly swear and affirm: That the work under the above named contract and all amendments and supplements thereto have been completed in accordance with the requirements of said contract; that all costs incurred for equipment, materials, labor, and services against the project have been paid; that no liens have been attached against the project; that no suits are pending by reason of work on the project under the contract; that all Worker's Compensation claims are covered by Worker's Compensation insurance as required by law; that all public liability claims are adequately covered by insurance, and that the Owner shall save, protect, defend, indemnify, and hold the Department harmless from and against any and all claims which arise as a direct or indirect result of any transaction, event or occurrence related to performance of the work contemplated under said contract.

\_\_\_\_\_  
(Signature), Owner, President, Vice President or other Designated Officer (Corp. Resolution) \_\_\_\_\_ (Title)

**(Corporate Seal)**

STATE OF \_\_\_\_\_

COUNTY OF \_\_\_\_\_

The foregoing affidavit was acknowledged before me this \_\_\_\_\_ day of \_\_\_\_\_, 20\_\_

by \_\_\_\_\_, on behalf of the Vendor. He/She is personally known to me or has  
(Print/Type Name of Person Signing Above)

produced \_\_\_\_\_, as identification.  
(Type of Identification)

Notary Public: \_\_\_\_\_  
(Signature)

**(Notary Stamp)**

Type/Print Name: \_\_\_\_\_

\* If person signing for the Business is someone other than the Owner, President, or Vice President, a copy of the Corporate Resolution granting signature authorization must be furnished in the bid package.

**CERTIFICATION MUST BE ATTACHED TO THE FINAL INVOICE**